



ACCESSORIES

VERTIV™ KNÜRR® MIR2 / VERTIV KNÜRR DCM RACK SPECIFIC ACCESSORIES

Doors

Material

– Steel sheet: 1.0 mm.

Colour

– digit X of order number .1: RAL 7035 light-grey.
– digit X of order number .8: RAL 7021 dark-grey.

Included in delivery








– 1 x door, single, double leaf or rear panel.
– Mounting kit.

Delivered

– Pre-assembled.

Note

Perforated doors (83% free surface) allow for optimum airflow throughout the rack.

Image	Description	Version	Dimensions		Dimensions	
			H 2000 mm		H 2200 mm	
			W 600 mm	W 800 mm	W 600 mm	W 800 mm
	Steel sheet door with perforation, single leaf	160° opening angle, internal hinges	01147803.X	01147805.X	01147806.X	01147808.X
		180° opening angle, external hinges	01157092.X-007	01157092.X-009	01157092.X-010	01157092.X-012
	Steel sheet door with perforation, double leaf	160° opening angle, internal hinges	01147921.X	01147929.X	01147922.X	01147930.X
		180° opening angle, external hinges	01157093.X-007	01157093.X-009	01157093.X-010	01157093.X-012
	Steel sheet door without perforation, single leaf	160° opening angle, internal hinges	01147534.X	01147536.X	01147537.X	01147539.X
		180° opening angle, external hinges	01157094.X-007	01157094.X-009	01157094.X-010	01157094.X-012
	Steel sheet door without perforation, double leaf	160° opening angle, internal hinges	01147570.X-002	01147570.X-010	01147570.X-003	01147570.X-011
		180° opening angle, external hinges	01157095.X-007	01157095.X-009	01157095.X-010	01157095.X-012
	Glass door, single leaf	160° opening angle, internal hinges	01147540.X	01147542.X	01147543.X	01147545.X
		180° opening angle, external hinges	01157090.X-007	01157090.X-009	01157090.X-010	01157090.X-012
	Glass door, double leaf	160° opening angle, internal hinges	01147571.X-002	01147571.X-010	01147571.X-003	01147571.X-011
		180° opening angle, external hinges	01157091.X-007	01157091.X-009	01157091.X-010	01157091.X-012
	Rear panel		01157080.X-003	01157080.X-004	01157080.X-005	01157080.X-006

Top Cover

- With cable entry (sliding plates).
- For orderly cable management in the rack.

Finish / Colour

- digit X of order number .1: RAL 7035 light-grey, powder-coated texture.
- digit X of order number .8: RAL 7021 dark-grey, powder-coated texture.

Included in delivery

- 1 top panel with cable entry.
- Mounting kit.

Material

- Steel, 1.5 mm.

Delivered

- In sets.

Image	Description	Dimensions				
		W 600 mm				
		D 600 mm	D 800 mm	D 1000 mm	D 1100 mm	D 1200 mm
	Top cover with lateral cable inlet		01147570.X	01147572.X	01147573.X	01147574.X
	Top cover with rear cable entry	01157050.X-007	01157050.X-008	01157050.X-001	01157050.X-002	01157050.X-003
	Top cover with cut out for fan units and cable inlet rear. Cut out closed with screwed blanking panel.		01157052.X-001	01157052.X-003	01157052.X-007	01157052.X-008
	Top cover with cable inlet rear and 25 mm raised	01157051.X-001	01157051.X-002	01157051.X-004	01157051.X-011	01157051.X-012
	Top cover, short d 250mm	01147268.X				

Image	Description	Dimensions				
		W 800 mm				
		D 600 mm	D 800 mm	D 1000 mm	D 1100 mm	D 1200 mm
	Top cover with lateral cable inlet		01147575.X	01147577.X	01147578.X	01147579.X
	Top cover with cable inlet rear	01157050.X-011	01157050.X-012	01157050.X-004	01157050.X-005	01157050.X-006
	Top cover with cut out for fan units and cable inlet rear. Cut out closed with screwed blanking panel.		01157052.X-004	01157052.X-006	01157052.X-009	01157052.X-010
	Top cover with cable inlet rear and 25 mm raised	01157051.X-005	01157051.X-006	01157051.X-008	01157051.X-009	01157051.X-010
	Top cover, short d 250mm	01147269.X				

VERTIV™ KNÜRR® MIR2 / VERTIV KNÜRR DCM RACK SPECIFIC ACCESSORIES

Bottom Plates

- For covering the rack underneath.
- With foam rubber seals and brush strips; cable entry at the front and rear.
- For racks with and without castor mounting.

Material / Finish

- Steel sheet, 1,5 mm, galvanized.
- For foam rubber seals (foam rubber, 50x30 mm).

Included in delivery

- Bottom plates.
- 2 x mounting brackets.
- Mounting kit.

Delivered

- In sets.


















Image	Description	Dimensions			
		W 600 mm	D 800 mm	D 1000 mm	D 1100 mm
	Bottom plate closed, used with castor bracket	011570420-001	011478340	011478350	011478400
	Bottom plate for cable entry with foam rubber seal	 011570410-001	 011478460	011478470	 011478520
	Bottom plate, modular	011570400-001	011570400-003	011570400-004	011570400-005
	Bottom plate for cable entry with brush strip	011570450-001	011570450-003	011570450-004	011570450-005
	Perforated bottom plate d 155mm	011570250-001			

Image	Description	Dimensions			
		W 800 mm	D 800 mm	D 1000 mm	D 1100 mm
	Bottom plate closed, used with castor bracket	011570420-003	011478380	011478390	011478440
	Bottom plate for cable entry with foam rubber seal	 011570410-003	 011478500	011478510	 011478560
	Bottom plate, modular	011570400-006	011570400-008	011570400-009	011570400-010
	Bottom plate for cable entry with brush strip	011570450-006	011570450-008	011570450-009	011570450-010
	Bottom plate for cable entry with brush strip	01157043X.001	01157043X.003	01157043X.004	01157043X.005
	Perforated bottom plate d 155mm	011570250-003			

Plinth

- Stationary, including levelling options.
- Cable entry accessible from all sides.
- Removable cover plates.
- Installation option for filter mat.

- **Load rating**
- 10,000 N static.

- **Material**
- Steel sheet.

- **Colour**
- digit X of order number .1: RAL 7035 light-grey.
- digit X of order number .8: RAL 7021 dark-grey.

- **Included in delivery**
- 4 x plinth corners, including levelling feet.
- 8 x cover plates without vents (for a height of 200 mm), 4 x cover plates without vents (for a height of 100 mm).

- 8 x cover plates (for a height of 200 mm, 4 without and 4 with vents), 4 cover plates (for a height of 100 mm, 2 without vents and 2 x with vents).
- Mounting kit.

- **Delivered**
- In sets.

Image	Description	Dimensions				
		D 600 mm	D 800 mm	D 1000 mm	D 1100 mm	D 1200 mm
	Stationary plinth, 100 mm high, without vents	01157.055.X-001.	01157.055.X-002	01147.738.X	01147.739.X	01147.740.X
	Stationary plinth, 100 mm high, with vents	01157.060.X-001	01157.060.X-002	01157.060.X-004	01157.060.X-005	01157.060.X-006
	Stationary plinth, 200 mm high, without vents	01157.056.X-001	01157.056.X-002	01147.788.X	01147.789.X	01147.790.X
	Stationary plinth, 200 mm high, with vents	01157.065.X-001	01157.065.X-002	01157.065.X-004	01157.065.X-005	01157.065.X-006

Image	Description	Dimensions				
		D 600 mm	D 800 mm	D 1000 mm	D 1100 mm	D 1200 mm
	Stationary plinth, 100 mm high, without vents	01157.055.X-007	01157.055.X-008	01147.746.X	01147.747.X	01147.748.X
	Stationary plinth, 100 mm high, with vents	01157.060.X-007	01157.060.X-008	01157.060.X-010	01157.060.X-011	01157.060.X-012
	Stationary plinth, 200 mm high, without vents	01157.056.X-007	01157.056.X-008	01147.796.X	01147.797.X	01147.798.X
	Stationary plinth, 200 mm high, with vents	01157.065.X-007	01157.065.X-008	01157.065.X-010	01157.065.X-011	01157.065.X-012

P - assemble to order (shipped within 5 working days).
Caution: In case of larger orders, delivery times may increase.

Side Panel

– Side panel module for 19" server rack.

Material

– Steel sheet: 1.0 mm.



Finish / Colour

- digit X of order number 1: RAL 7035 light-grey.
- digit X of order number 8: RAL 7021 dark-grey.

Included in delivery

- 1 x side panel.
- Mounting kit.

Delivered

- In sets.

H	D	Version	Order No.	Units
2000	600	Side panel	01147.871.X-004	1 unit
2000	800	Side panel	01147.871.X-005	1 unit
2000	1000	Side panel	01147.876.X	1 unit
2000	1100	Side panel	01147.877.X	1 unit
2000	1200	Side panel	01147.878.X	1 unit
2200	600	Side panel	01147.871.X-007	1 unit
2200	800	Side panel	01147.871.X-008	1 unit
2200	1000	Side panel	01147.880.X	1 unit
2200	1100	Side panel	01147.881.X	1 unit
2200	1200	Side panel	01147.882.X	1 unit

Partition Wall

Partition wall for retro-fitting

- For air containment between two fixed adjacent racks.
- The partition wall is fitted between two racks and can be inserted from one side of the linking racks.
- Guided along the upper rear extrusion of one of the linked racks.
- After the partition wall has been inserted, fasteners are bent or welded on one side of the wall and screwed into the vertical T-slot to secure the structure. The rack connectors supplied upon delivery are used on the opposite side.

Material

– Steel sheet: 1.0 mm.

Finish / Colour

- digit X of order number 1: RAL 7035 light-grey, powder-coated texture.
- digit X of order number 8: RAL 7021 dark-grey, powder-coated texture.

Mounted partition wall fixed

- For air containment between two fixed adjacent racks.
- The partition wall is only mounted on one rack and must be mounted before the other racks are installed.
- The partition wall is slotted in at the top of the rear extrusion and attached to the basic rack with quick connectors.
- The rack connectors are then fitted to the top and bottom of the frame extrusions from the inside.
- Plastic cover extrusions are provided to seal the gap between the two racks. These can be clipped into place at the front and back of the gap.

Included in delivery

- 1 x partition wall.
- 1 x set of rack connectors.
- 2 x cover extrusions , earthing set (for fixed partition wall only).
- Mounting kit.

Delivered

- In sets.

Image	Description	Dimensions			Dimensions		
		D 1000 mm	D 1100 mm	D 1200 mm	D 1000 mm	D 1100 mm	D 1200 mm
	Partition wall for retro-fitting	01147644.X	01147645.X	01147646.X	01147647.X	01147648.X	01147649.X
	Mounted, fixed partition wall	01147690.X	01147691.X	01147692.X	01147693.X	01147694.X	01147695.X

Air Containment

- The cold/warm area partition can be quickly and easily retrofitted into the rack.
- Side cover plates with 2 cut-outs each for cables (for 800 mm wide racks).
- 3 x 1 HE cut-outs, covered with cover plates (only in versions with vents).
- Bolted to the sides of the 19" extrusions (in 800 mm wide racks).
- Sealed off from the side panels or from the same level of adjoining racks.
- Foam components allow for infinite adjustability in terms of depth.

Material

- Steel sheet.

Colour



- digit X of order number .1:
RAL 7035 light-grey.
- digit X of order number .8:
RAL 7021 dark-grey.

Included in delivery

- 2 x side cover plates (for 800 mm wide racks).
- 1 x cover plate, bottom.
- 1 x foam block for the top.
- Mounting kit.

Delivered

- In sets.

Image	Description	Version	Dimensions		Dimensions	
			H 2000 mm		H 2200 mm	
			W 600 mm	W 800 mm	W 600 mm	W 800 mm
	Air containment without vents	for Racks with castor brackets	01147898.X	01147889.X	01147899.X	01147890.X
		for Racks without castor brackets	01147901.X	01147895.X	01147902.X	01147896.X
	Air containment with 3 x 1 HE cover plates, vertical	for Racks with castor brackets		01147904.X		01147905.X
		for Racks without castor brackets		01147907.X		01147908.X

Dimensions in mm:

W = Width h = Installation height U = Standard rack unit kg = Weight
 H = Height d = Insertion depth (1 U = 44.45 mm)
 D = Depth L = Length UP = Packaging unit

Conversion:

1 mm = 0.03937 inch
 1 kg = 2.2046 pounds

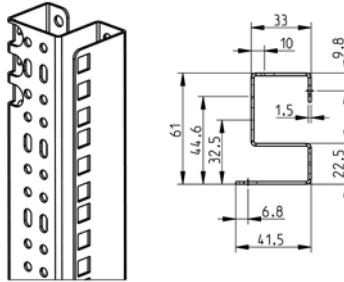
VERTIV™ KNÜRR® MIR2 / VERTIV KNÜRR DCM RACK SPECIFIC ACCESSORIES

19" Vertical Extrusion with Mounting Holes and U Measure Tape

- For mounting 19" rack components.
- For mounting cable management systems and components.
- For mounting slot-in runners, intermediate fixed and pull-out shelves. (no adapter necessary)
- For mounting drawers.

Material / Finish

- Steel sheet: 1.5 mm, galvanized.
- Measure Tape glued.



Included in delivery

- Front (2 x 19" vertical extrusions with cross beam and 2 x 19" mountings – for 600 mm wide racks without cross beam and 19" mountings).
- Rear (2 x 19" vertical extrusions with 4 x 19" mountings – for 600 mm wide racks without 19" mountings).

Delivered

- In sets.

W	H	U	Description	Order No.	Units
600	2000	42	19" Vertical extrusion, front	01.157.110.7.003	1 pair
600	2000	42	19" Vertical extrusion, rear	01.157.110.7.003	1 pair
600	2200	47	19" Vertical extrusion, front	01.157.110.7.004	1 pair
600	2200	47	19" Vertical extrusion, rear	01.157.110.7.004	1 pair
800	2000	42	19" Vertical extrusion, front	01.157.113.7.003	1 pair
800	2000	42	19" Vertical extrusion, rear	01.157.114.7.003	1 pair
800	2200	47	19" Vertical extrusion, front	01.157.113.7.004	1 pair
800	2200	47	19" Vertical extrusion, rear	01.157.114.7.004	1 pair

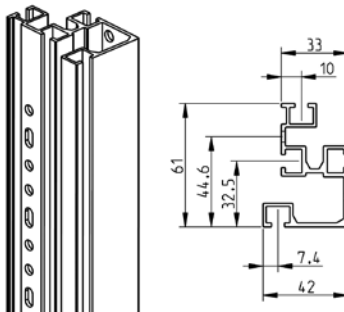
19" vertical extrusion

aluminum with T-slot and increment slide

- For front and rear installation with in the rack.
- Spring nut, variable and adjustable, in U increments (19").

Material

- Extruded aluminum, polished.



Scope of delivery

- 1 pair 19" LAN T-Slot, with cross beam (depends on order number), with mounting kit.

Note

- Maximal loading per pair 400 kg.

W	H	U	Description	Order No.	Units
800	2000	42	19"-LAN T-Slot, with cross beam, for front side	01.157.105.0.003	1 pair
800	2200	47	19"-LAN T-Slot, with cross beam, for front side	01.157.105.0.004	1 pair
800	2000	42	19"-LAN T-Slot, without cross beam, for back side	01.157.106.0.003	1 pair
800	2200	47	19"-LAN T-Slot, without cross beam, for back side	01.157.106.0.004	1 pair
600	2000	42	19"-LAN T-Slot, without cross beam, for front and back side	01.157.102.0.003	1 pair
600	2200	47	19"-LAN T-Slot, without cross beam, for front and back side	01.157.102.0.004	1 pair

Dimensions in mm:				Conversion:
W = Width	h = Installation height	U = Standard rack unit	kg = Weight	1 mm = 0.03937 inch
H = Height	d = Insertion depth	(1 U = 44.45 mm)		1 kg = 2.2046 pounds
D = Depth	L = Length	UP = Packaging unit		



LUF20337


U tape measure

- For sticking on 19" extrusions.
- Enables fast component positioning at the correct U position.
- Standard length, 48 U; shorten as required.

■ **Scope of delivery**

- 1 x tape measure.

U	Order No.	UP
48	01.128.400.9	1 unit



Mounting Adapter for 19" Server Extrusion

- For mounting standard Vertiv™ Knürr®-components (shelves, drawers, slot-in runners, keypad drawers, etc.) inside 19" racks.

■ **Material**

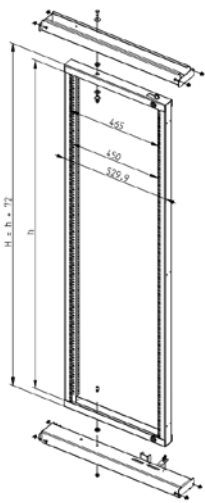
- Steel sheet: 2 mm, galvanized.

■ **Included in delivery**

- 4 x adapters.

W	H	U	Order No.	Units
63	44	1	01.147.640.9	1 set

- **assemble to order** (shipped within 5 working days).
Caution: In case of larger orders, delivery times may increase.



DREH

19"-Swing frame for open angle 135° or 145°

- Caution: The cabinet must be screwed to the floor and wall when using the swing frame!
- 19"-Swing frame**
 - For installation of 19"-components to IEC 297-3.
 - Permits easy access to second mounting level and to components installed in the swing frame.
 - Mountable into Racks with 800 mm widths only.
- Load rating**
 - 200 kg at mounting position A.
 - 300 kg at mounting position B.
- Material**
 - Sheet steel 2 mm.
- Finish**
 - Powder coated, textured.
- Color**
 - Digit X = .1. RAL 7035 light-grey.
 - Digit X = .8. RAL 7021 dark grey.
- Supply schedule**
 - 1 x 19"-Swing frame.
 - 1 x Mounting frames top and bottom.
 - 1 x Square Key.
 - 1 x Mounting hardware.
- Delivered**
 - Assembled.
- Note**

Installation of a swing-frame reduces the nominal installation height of the rack at 4U.

W	H	U	h	Order No.	Units
800	2000	39	1732	01.157.130.X.003	1 unit
800	2200	44	1954	01.157.130.X.004	1 unit

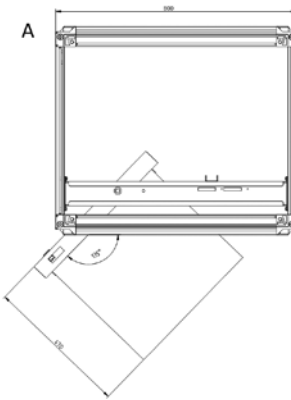


Mounting-Kit, wall

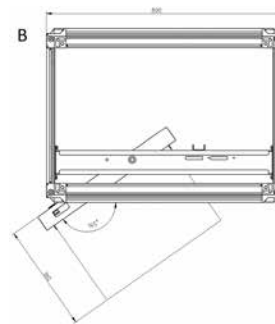
- Material**
 - Sheet steel 3 mm.
- Finish**
 - Powder coated, textured.
- Color**
 - Digit X = .1. RAL 7035 light-grey.
 - Digit X = .8. RAL 7021 dark-grey.
- Supply schedule**
 - 1 unit, with 2 top cover screws.

W	Order No.	Units
800	01.157.140.X.001	1 Stk

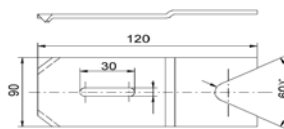
Useful depth in the swing frame



- Mounting position A**
 - Load rating max. 200 kg.
 - Opening angle 135°.
 - Useful depth in swing frame 470 mm.
 - For Racks with 800 mm width only.



- Mounting position B**
 - Load rating max. 300 kg.
 - Opening angle 145°.
 - Useful depth in swing frame 360 mm.
 - For Racks with 800 mm width only.



MIR00319

Mounting-Kit, floor mounting

- Material**
 - Sheet steel, 3.0 mm.
- Finish**
 - Zinc passivated.
- Supply schedule**
 - 4 piece.

Order No.	Units
01.130.934.7	1 unit

Dimensions in mm:				Conversion:
W = Width	h = Installation height	U = Standard rack unit	kg = Weight	1 mm = 0.03937 inch
H = Height	d = Insertion depth	(1U = 44.45 mm)		1 kg = 2.2046 pounds
D = Depth	L = Length	UP = Packaging unit		



MIR20093

Brush strip

- Brush strip for all covers with cable entry.
- For dust-protected and flexible cable entry.
- Can be used instead of mounting the sliding covers in the top cover.

■ **Scope of delivery**
- 2 x brush strips.

■ **How supplied**
- In sets.

B	Version	Order No.	UP
for Rack width 600/800 mm	length 436 mm	01.130.998.9	2 units



MIR00100

Internal Mounting Rack Connector

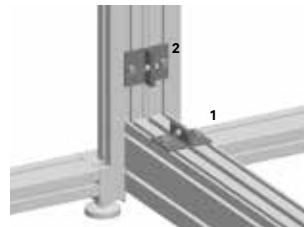
- For mechanical, stable joining of rack and enclosure suites.

■ **Material / Finish**
- Steel sheet: 2 mm, galvanised.

■ **Installation positions**
1. On the horizontal extrusions (top & bottom and front & back).
2. Vertically on the vertical extrusion (front & back and top & bottom).


■ **Included in delivery**
- 8 x mounting brackets (for connecting 2 racks / frames).
- Mounting kit.

■ **Delivery**
- In sets.



DCM20084

Order No.	Units
01.130.935.7	1 set



Brush strips for covers

Brush Strips for Covers with Cable Entry on the Side

- Brush strip for all covers with cable entry.
- For dust-protected and flexible cable entry.
- Can be used instead of mounting the sliding covers in the top cover.

■ **Included in delivery**
- 4 x brush strips.

■ **Delivered**
- In sets.

H	Version	Order No.	Units
800	Brush strip lateral	01.157.016.9-001	1 unit
1000	Brush strip lateral	01.157.016.9-003	1 unit
1100	Brush strip lateral	01.157.016.9-004	1 unit
1200	Brush strip lateral	01.157.016.9-005	1 unit



MIR00161

Filter mat for plinth cover plate for installation in plinth cover plate at the front and rear

■ **Scope of delivery**
- 2 x filter mats.

■ **How supplied**
- In sets.

W	Version	Order No.	UP
600	MIR2/DCM	01.130.530.9	2 units
700	MIR2/DCM	01.130.531.9	2 units
800	MIR2/DCM	01.130.532.9	2 units



Cross beam

Castor Bracket

- Mobile version: an additional 2 castor mountings with castors including integrated cable entry.
- Set is loadable up to 4000N.

■ **Material / Finish**
- Steel sheet: powder-coated texture.

■ **Colour**
- RAL 7021 dark-grey.

■ **Included in delivery**
- 1 set of castor brackets.
- Mounting kit.

■ **Delivery**
- In sets.

W	Version	Order No.	Units
600	MIR 2.0 castor bracket	01.157.073.8 001	1 set
800	MIR 2.0 castor bracket	01.157.073.8 003	1 set

Dimensions in mm:				Conversion:	
W = Width	h = Installation height	U = Standard rack unit	kg = Weight	1 mm = 0.03937 inch	
H = Height	d = Insertion depth	(1 U = 44.45 mm)		1 kg = 2.2046 pounds	
D = Depth	L = Length	UP = Packaging unit			

VERTIV™ KNÜRR® MIR2 / VERTIV KNÜRR DCM RACK SPECIFIC ACCESSORIES



DCM20082

Vertiv™ Knürr® Connector Installed on Top

- For mechanical, stable joining of rack and enclosure suites.
- Can be installed on racks from the top directly into the die-cast corner piece.
- Easy access for installation from the outside.

Material / Finish

- Steel sheet: 3 mm, galvanized.

Included in delivery

- 2 x rack connectors (for connecting 2 racks / frames).
- 4 x knurled screws, M12.

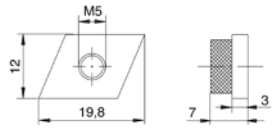
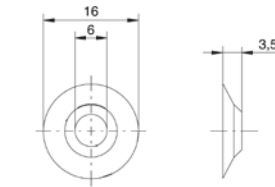
Delivery

- In sets.



DCM20083

Version	Order No.	Units
30 x 140	01.147.642.7	1 set



MIR00318

Assembly kit Side panel threaded connection

- Used to screw on the side walls instead of quick connectors.
- Renders rack more sturdy.

Material

- Countersunk washers and mounting nuts, stainless steel.

Scope of delivery (for 2 side panels)

- 16 x countersunk washers.
- 16 x mounting nuts, M5.
- 16 x countersunk screws, M5 x 12.

How supplied

- In sets.

Order No.	UP
01.130.937.9	1 set



MIR00216

Earthing set / doors / top cover / side panel / rear panel

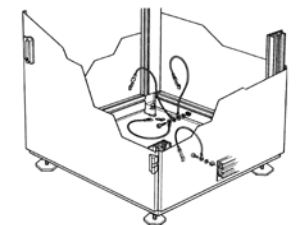
- For safe earthing of doors and panels.

Scope of delivery

- 1 x earthing connection.
- 1 x Mounting kit.

How supplied

- In sets.



MIR00217

Model	Order No.	UP
for side panel/backside panel	01.157.015.9-001	1 set
for top cover	01.157.015.9-002	1 set
for single doors	01.157.015.9-003	1 set
for split doors	01.157.015.9-004	1 set



MIR20331

Quick connectors For side and rear panels

- Covers can be secured quickly by rotating the locks 90°.
- Easy to turn with wide flat-head screwdriver.

Material / Color

- Final digit of order number 1: Polyamide PA66, RAL 7035, light-grey.
- Final digit of order number 9: Polyamide PA66, RAL 9011, dark-grey.

How supplied

- Sets of 50 units.

Model	Order No.	UP
for side panel RAL 7035	01.133.900.1	1 set
for side panel RAL 9011	01.133.900.9	1 set
for rear panel RAL 7035	01.133.910.1	1 set
for rear panel RAL 9011	01.133.910.9	1 set



MIR20447

Cover screws

Material

- Plastic.

How supplied

- Sets of 4 units.

Order No.	UP
01.131.751.9	4 units

Dimensions in mm:				Conversion:	
W = Width	h = Installation height	U = Standard rack unit	kg = Weight	1 mm = 0.03937 inch	
H = Height	d = Insertion depth	(1 U = 44.45 mm)		1 kg = 2.2046 pounds	
D = Depth	L = Length	UP = Packaging unit			



MEC00074

Crane eyes

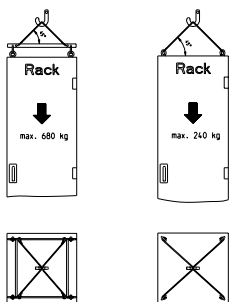
- For hanging on crane hooks.
- The crane eyes are screwed into the threads provided on the basic frame.

- **Load rating**
 - Max. 6,800 N.

- **Material**
 - Tool steel, forged.

- **Scope of delivery**
 - 4 x ring bolts.
 - 4 x washers.

- **How supplied**
 - In sets.



MEC20194

Order No.	UP
01.131.745.9	1 set



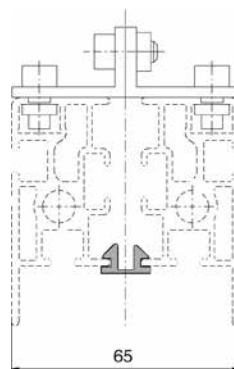
MIR20464

Spacer bolt

- M12 bolts.

- **Scope of delivery**
 - Set of 4 units spacer bolt.

Order No.	UP
01.131.752.7	4 units




MIR00320

Cover extrusion for rack suites, IP 20

- **Material**
 - PVC extruder cover, black.

- **Scope of delivery**
 - 2 x vertical lengths.
 - 2 x depth lengths.



MIR20443

H	D	U	Order No.	UP
1200	600	23	01.131.270.9	1 set
1800	600	37	01.131.273.9	1 set
2000	600	41	01.131.274.9	1 set
2200	600	46	01.131.275.9	1 set
1200	800	23	01.131.276.9	1 set
1800	800	37	01.131.279.9	1 set
2000	800	41	01.131.280.9	1 set
2200	800	46	01.131.281.9	1 set
1200	900	23	01.131.282.9	1 set
1800	900	37	01.131.285.9	1 set
2000	900	41	01.131.286.9	1 set
2200	900	46	01.131.287.9	1 set
2000	1000	41	01.127.760.9	1 set
2200	1000	46	01.127.761.9	1 set
2000	1200	41	01.127.762.9	1 set
2200	1200	46	01.127.763.9	1 set

Dimensions in mm:


W = Width h = Installation height U = Standard rack unit kg = Weight
H = Height d = Insertion depth (1 U = 44.45 mm)
D = Depth L = Length UP = Packaging unit

Conversion:

1 mm = 0.03937 inch
1 kg = 2.2046 pounds



DCM20090



MIR20449

Mounting bracket Fixed

- Sits flush ('airtight').
- Even load distribution on base.
- Also compatible with DCM racks.

- **Load rating**
 - 15,000 N static.

- **Material**
 - Sheet steel 3.0 mm.

- **Finish**
 - Order no. 1: Powder-coated texture, RAL 7035 light-grey.
 - Order no. 8: Powder-coated texture, RAL 7021 dark-grey.

- **Scope of delivery**
 - 2 x mounting brackets for the depth.
 - 2 x mounting brackets for the width.
 - 1x Mounting kit.

- **How supplied**
 - In sets.

W	H	D	Order No.	UP
600	27	600	01.147.509.X	1 unit
600	27	700	01.147.510.X	1 unit
600	27	800	01.147.511.X	1 unit
600	27	900	01.147.512.X	1 unit
600	27	1000	01.147.513.X	1 unit
600	27	1100	01.147.514.X	1 unit
600	27	1200	01.147.515.X	1 unit
800	27	600	01.147.525.X	1 unit
800	27	700	01.147.526.X	1 unit
800	27	800	01.147.527.X	1 unit
800	27	900	01.147.528.X	1 unit
800	27	1000	01.147.529.X	1 unit
800	27	1100	01.147.530.X	1 unit
800	27	1200	01.147.531.X	1 unit



MIR20095

Combination lock

- Mechanical solution for a top-quality locking system.
- Access either via a three-digit code that can be individually set on the handle or via a master key for access to the rack independent of the code setting.
- Suitable for Miracel 2/DCM rack single doors with swing handle.
- Subsequent retrofitting also possible without mechanical alteration.

Model	Order No.	UP
Single doors MIR2 / DCM / Smaract Doors, with swing handle	01.137.013.9	1 unit



MIR20460

Door locking set

- **Scope of delivery**
 - 1 lock set.
 - 2 keys (half-cylinder).

Model	Order No.	UP
MIR2 / DCM / Smaract Doors, with swing handle	05.041.299.9	1 set



MIR00069

Complete locking set

- **Scope of delivery**
 - 2 cylinders with 2 keys each.
 - 2 lockable fasteners for side panel with 2 keys each.

Model	Order No.	UP
MIR2 / DCM	01.130.940.9	1 set 




MIR20461

Spare key for door

- **Scope of delivery**
 - 2 x keys.

Order No.	UP
00.078.467.9	1 unit



MIR00089

Multifunctional brace

- For routing cables with cable ties.
- For universal mounting option.
- Holes for mounting caged nuts.
- Distance between two multifunctional braces can be selected using T-slot.
- Installation on the extrusions of the rack frame or on the 19° extrusions, diagonal and lateral.

Installation positions

- 1 toward rear of basic frame.
- 2 across width of basic frame.
- 3 across width of 19° extrusions.
- 4 toward rear of 19° extrusions.

Material

- Sheet steel 1.5 mm.

Finish

- Zinc-passivated.

Scope of delivery

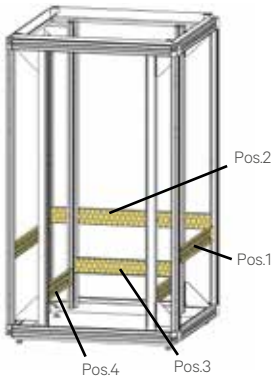
- 4 x multifunctional braces.

How supplied

- In sets.

Remark

- Pos. 4 fits only with LAN or T-Nut 19° extrusion.



MIR88003

D _{Rack}	d	Installation position	For rack type	Order No.	UP
600	1	1	MIR2/DCM	05.040.160.9	4 units
800	1	1	MIR2/DCM	05.040.161.9	4 units
900	1	1	MIR2/DCM	05.040.162.9	4 units
1000	1	1	MIR2/DCM	05.040.163.9	4 units
1100	1	1	MIR2/DCM	05.040.164.9	4 units
1200	1	1	MIR2/DCM	05.040.165.9	4 units
600	2	2	MIR2/Smaract	05.040.173.9	4 units
800	2	2	MIR2	05.040.174.9	4 units
		3	MIR2/DCM/Smaract/DPR	05.040.175.9	4 units
600	365	4	MIR2/Smaract	05.040.168.9	4 units
800	565	4	MIR2/Smaract	05.040.169.9	4 units
600	440	4	MIR2/Smaract	05.040.170.9	4 units
800	640	4	MIR2/Smaract	05.040.171.9	4 units
900	740	4	MIR2/Smaract	05.040.172.9	4 units
1000	740	4	MIR2/Smaract	05.040.172.9	4 units



MEC20091

Cable routing brace

- Fitted to the Miracel 2/DCM/Smaract basic frame and the 19° extrusion.
- Cables fastened using Velcro and cable ties.
- For organized cable management with in the rack.
- Two-sided installation.
- Provides universal mounting using caged nuts (all dimensions can be accommodated; caged nuts are flexible).

Material

- Sheet steel, 1.5 mm.

Finish

- Zinc-passivated.

Scope of delivery

- 4 x cable routing braces.
- 1 x Mounting kit.

How supplied

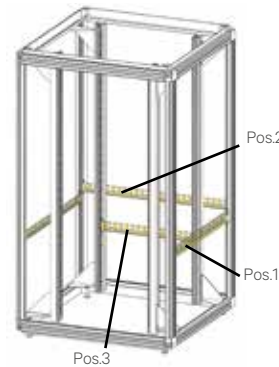
- Single items.

Note

- If required, please also order Velcro rolls.



MEC20078



MIR88001

D	L	Model	For rack type	Order No.	UP
600	455	Pos. 1	MIR2 / DCM	05.040.200.9	4 units
800	655	Pos. 1	MIR2 / DCM	05.040.201.9	4 units
900	755	Pos. 1	MIR2 / DCM	05.040.202.9	4 units
1000	855	Pos. 1	MIR2 / DCM	05.040.203.9	4 units
1200		Pos. 1	MIR2 / DCM	05.040.205.9	4 units
	534	Pos. 2	Smaract	05.040.213.9	4 units
	468	Pos. 3	Smaract/DPR	05.040.215.9	4 units

P - assemble to order (shipped within 5 working days).
Caution: In case of larger orders, delivery times may increase.

Dimensions in mm:

W = Width h = Installation height U = Standard rack unit kg = Weight
H = Height d = Insertion depth (1U = 44.45 mm)
D = Depth L = Length UP = Packaging unit

Conversion:

1 mm = 0.03937 inch
1 kg = 2.2046 pounds

VERTIV™ KNÜRR® MIR2/ VERTIV KNÜRR DCM RACK SPECIFIC ACCESSORIES



MEC0013

C extrusion rail

- Cables secured with U-clamps or cable clamping bars.
- Space-saving installation between the extrusions on the basic rack.
- Two-sided installation.

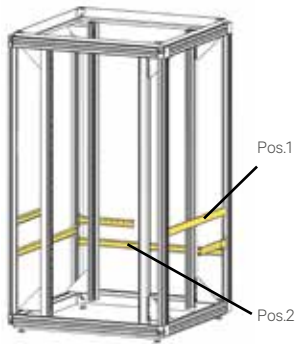
Material
- Sheet steel, 1.5 mm, zinc-passivated.

Finish
- Zinc-passivated.

Scope of delivery
- 4 x extrusion rails.
- 1 x Mounting kit.

How supplied
- In sets.

Note
Please also order U-clamps, cable clamping bars or threaded plates.



MIR88004

D	W	Installation position	For rack type	Order No.	UP
800		1	MIR2 / DCM	05.040.181.9	4 units
900		1	MIR2 / DCM	05.040.182.9	4 units
1000		1	MIR2 / DCM	05.040.183.9	4 units
1200		1	MIR2 / DCM	05.040.185.9	4 units
	600	2	Smaract	05.040.193.9	4 units
	800	2	MIR2	05.040.194.9	4 units



MIR00096

C extrusion rail

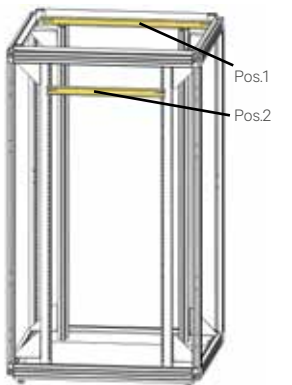
- Cables secured with U-clamps or cable clamping bars.
- Cable clamping close to entry point (type 1).
- Suitable for use with cover panel including cable entry.

Material / Finish
- Sheet steel, 1.5 mm, zinc passivated.

Scope of delivery
- 1 x C extrusion rail.
- 1 x Mounting kit.

How supplied
- In sets.

Note
Please also order U-clamps, cable clamping bars or threaded plates.



MIR88002

W	L	Model	Order No.	UP
600	482.5	Pos. 1: MIR2 / DCM	05.040.080.0	1 unit
800	682.5	Pos. 1: MIR2 / DCM	05.040.082.0	1 unit
19"	482.5	Pos. 2: MIR2 / DCM / Smaract / DoubleProRack	05.040.080.0	1 unit



DCM20077

Vertiv™ Knürr® MIR2 / Vertiv™ Knürr® DCM PDU Bracket


- For orderly cable management in the rack.
- For hanging in trade-standard PDUs without tools.
- Especially suited to Knürr and Liebert PDUs.

Material / Finish
- Steel sheet, 1.5 mm, zinc passivated, powder-coated.

Color
- Final digit of order number .1: RAL 7035 light-grey.
- Final digit of order number .8: RAL 7021 dark-grey.


Scope of delivery
- 1 x PDU bracket.
- 1 x Mounting kit.

How supplied
- In sets.



DCM20076

W	H _{Rack}	D	U	Order No.	UP
125	2000	25	42	01.147.816.X	1 unit
125	2200	25	47	01.147.817.X	1 unit



MEC20222

Type 1

PDU mounting kit

- For securing various rack PDUs.
- Suitable for Miracel 2 and DCM racks.
- For installing 1 or 2 PDUs.
- Installation options are described in the "Installation instructions for PDUs" manual.

Material / Finish
- Sheet steel, 2 mm, zinc passivated.

Scope of delivery
- 2 x L mounting brackets.
- 2 x angular mounting brackets.
- 1 x Mounting kit.

How supplied
- In sets.



MEC20223

Type 2

Model	For rack type	Order No.	UP
Type 1: short	MIR2 / DCM	01.147.813.9	1 set
Type 2: long	MIR2 / DCM	01.147.814.9	1 set

= assemble to order (shipped within 5 working days).
Caution: In case of larger orders, delivery times may increase.

Dimensions in mm:				Conversion:
W = Width	h = Installation height	U = Standard rack unit	kg = Weight	1 mm = 0.03937 inch
H = Height	d = Insertion depth	(1 U = 44.45 mm)		1 kg = 2.2046 pounds
D = Depth	L = Length	UP = Packaging unit		



MIR20051

Tilt restraint for Vertiv Knürr® MIR2 only 2 Racks, Quick Assembly System

- Quick and easy mounting
- Used as required

■ **Included in delivery**
- 2 x tilt restraints.

■ **Delivery**
- In sets.

Description	Order No.	Units
for MIR2 Rack only	01.127.310.9	2 units



DSC00194

Vertiv™ Knürr® DCM gap sealing depth profil

- Quick and easy retrofitting.
- Gap sealing between the linked rack.

■ **Material**
- Steel sheet, zinc-passivated 1,5 mm.

■ **Scope of delivery**
- 2 gab sealings.
- Mounting kit.

■ **How supplied**
- In Sets.



DSC00202

Description	Order No.	UP
for DCM Rack only	01.147.643.9	1 unit



DCM20107

Vertiv™ Knürr® DCM Seismic Kit

- Retrofitting set for DCM® racks.
- Installed on site.
- Rack with installed seismic kit tested in accordance with Telcordia GR63 Zone 4.
- Maximum total load for seismic application: 500 kg per rack.

■ **Material / Finish**
- Steel sheet, powder-coated.

■ **Color**
- RAL 7021, dark-grey.

■ **Scope of delivery**
- 2 x seismic frames.
- Support for rear EIA-compliant level.
- 1 x Mounting kit.

■ **How supplied**
- In sets.

W	H	Model	Order No.	UP
600	2000	DCM® USA	01.147.909.8	1 set
600	2000	DCM® Standard	01.147.912.8	1 set

for DCM Rack only



DCM Rack

DCM20026

Tilt Restraint for Vertiv™ Knürr® DCM

- Quick and easy mounting and removal.
- Can be integrated in the Vertiv Knürr DCM® rack.
- Use only as required.

■ **Scope of delivery**
- 2 x anti-tilt restrainers.

■ **How supplied**
- In sets.

Description	Order No.	UP
for DCM Rack only	01.147.641.9	2 unit

Dimensions in mm:				Conversion:	
W = Width	h = Installation height	U = Standard rack unit	kg = Weight	1 mm = 0.03937 inch	
H = Height	d = Insertion depth	(1 U = 44.45 mm)		1 kg = 2.2046 pounds	
D = Depth	L = Length	UP = Packaging unit			