



**VERTIV™**

# **CONTROL ROOM INFRASTRUCTURE**

VERTIV™ KNÜRR CONTRACT FURNITURE



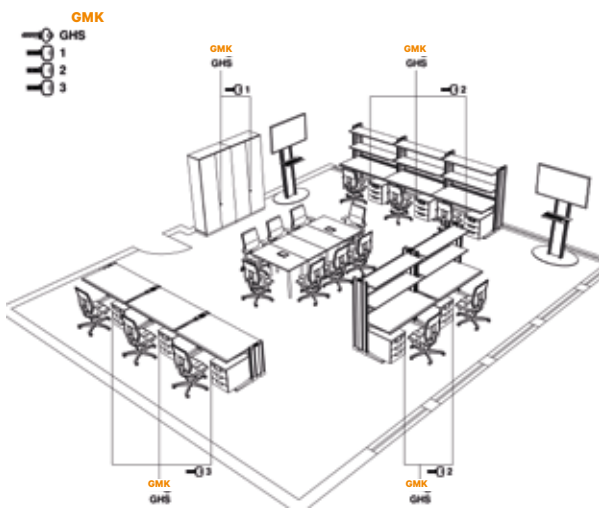
## Knürr Cabinets

Premium in every Detail



## INDIVIDUALLY CONFIGURABLE LOCKING SYSTEM

- General Master Key (GMK) for all locking categories.
- Changeable cylinder system.
- Allows future customization.



	1.888.252	Turns locks of groups A and B.
	07001 - 09000	<b>General Master Key</b>
	1.888.372	Turns locks of group A or B
	07001 - 07500	<b>Master key</b>
	64 017 131 D	Lock removal when lock opened.
	07501 - 09000	Turns locks of groups A and B.
	64 017 132 B	<b>Removal key</b>
	07001 - 09000	Reversible key. Profiled flat key. Turns one lock.
	64 528 990.1 + 5ch	<b>Key B5</b>
	07501 - 09000	Reversible key. Turns one lock.
	64 528 990.1 + 5ch	<b>Key B1</b>

- The contoured key profile ensures a high technical copy protection, owing to a testing unit both at lock and cylinder.
- Combines within the locking system.

- Sophisticated system with attractive value-for-money.
- Highest product quality and reliability for long-term use.

## Finishes:



Design .1 light grey  
(On request .7 ESD light grey)

Design .5 beech Individual finishes optional (on request)



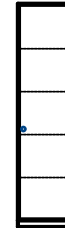
\*Electrostatic discharge

# Knürr Cabinets

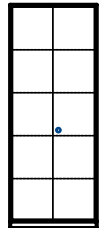
## Order system – Double door cabinets

### Wall-standing cabinet with double doors / Glass door cabinet 2 FH / 3 FH / 5 FH

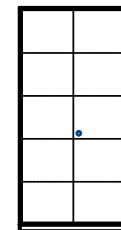
- Completely bonded and doweled corpus made of melamin resin coated chipboards according to EN 14332
  - All-around, pre-assembled pedestal with metal levelling feet to compensate surface irregularities
  - Slotted, bonded back panel, 13 mm thick, as decorative rear
  - Doors with metal strap hinge with softclose-automatic, opening angle 110°
  - Espagnolette lock with cremone bolt and alternating cylinder (compatible with locking systems)
  - Edges 2 mm ABS, rounded
  - Metal shelf (see order chart) RAL 9011 black, adjustable in 32 mm grid, load capacity 75 kg/qm for all compartments (wooden shelf only volume conductive for conductive version)
  - With glass double doors:  
Optional partial glass door: chipboard door with 4mm safety glass infill
- **Colour**  
**Final digit of order number .1:**
    - Fully light grey**Final digit of order number .5:**
    - Body RAL 7021 black grey
    - Beech décor front
  - **Supply schedule**
    - 1 wall standing cabinet with hinged door**With glass door:**
    - 1 wall standing cabinet with partially glassed door
  - **How supplied**
    - Assembled
  - **Please note**
    - The doors with the knob are always right hinged (RA) in standard. Left hinged doors (LA) on request.



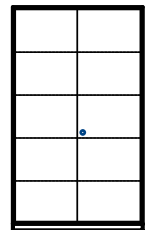
500 x 2064 mm  
(Picture: 5 OH)



800 x 2064 mm  
(Picture: 5 OH)

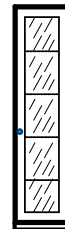


1000 x 2064 mm  
(Picture: 5 OH)

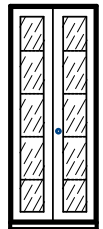


1200 x 2064 mm  
(Picture: 5 OH)

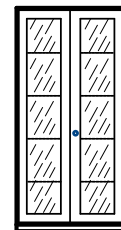
W	H	No. of shelves	FH	Type	Order no. (D 430)	Order no. (D 650)	UP
500	772	1	2	door	00.321.400.x	00.321.600.x	1 unit
800	772	1	2	double door	00.321.401.x	00.321.601.x	1 unit
1000	772	1	2	double door	00.321.402.x	00.321.602.x	1 unit
1200	772	1	2	double door	00.321.403.x	00.321.603.x	1 unit
500	1352	2	3	door	00.321.404.x	00.321.604.x	1 unit
800	1352	2	3	double door	00.321.405.x	00.321.605.x	1 unit
1000	1352	2	3	double door	00.321.406.x	00.321.606.x	1 unit
1200	1352	2	3	double door	00.321.407.x	00.321.607.x	1 unit
500	2064	4	5	door	00.321.408.x	00.321.608.x	1 unit
800	2064	4	5	double door	00.321.409.x	00.321.609.x	1 unit
1000	2064	4	5	double door	00.321.410.x	00.321.610.x	1 unit
1200	2064	4	5	double door	00.321.411.x	00.321.611.x	1 unit
500	772	1	2	glass door	00.321.420.x	00.321.620.x	1 unit
800	772	1	2	glass double door	00.321.421.x	00.321.621.x	1 unit
1000	772	1	2	glass double door	00.321.422.x	00.321.622.x	1 unit
1200	772	1	2	glass double door	00.321.423.x	00.321.623.x	1 unit
500	1352	2	3	glass door	00.321.424.x	00.321.624.x	1 unit
800	1352	2	3	glass double door	00.321.425.x	00.321.625.x	1 unit
1000	1352	2	3	glass double door	00.321.426.x	00.321.626.x	1 unit
1200	1352	2	3	glass double door	00.321.427.x	00.321.627.x	1 unit
500	2064	4	5	glass door	00.321.428.x	00.321.628.x	1 unit
800	2064	4	5	glass double door	00.321.429.x	00.321.629.x	1 unit
1000	2064	4	5	glass double door	00.321.430.x	00.321.630.x	1 unit
1200	2064	4	5	glass double door	00.321.431.x	00.321.631.x	1 unit



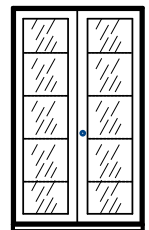
500 x 2064 mm  
(Picture: 5 OH)



800 x 2064 mm  
(Picture: 5 OH)



1000 x 2064 mm  
(Picture: 5 OH)



1200 x 2064 mm  
(Picture: 5 OH)

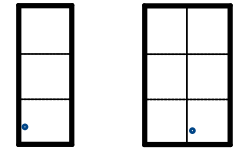


## Stackable cabinet with double doors

2 FH / 3 FH

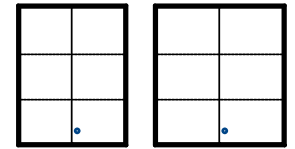
- Completely bonded and doweled corpus made of melamin resin coated chipboards according to EN 14332
- Slotted, bonded back panel, 13 mm thick, as decorative rear
- Doors with metal strap hinge with softclose-automatic, opening angle 110°
- Espagnolette lock with cremone bolt and alternating cylinder (compatible with locking systems )
- Edges 2mm ABS, rounded
- Metal shelf (see order chart) RAL 9011 black, adjustable in 32 mm grid, load capacity 75 kg/qm for all compartments (wooden shelf only volume conductive for conductive version)
- With glass double doors:  
Optional partial glass door: chipboard door with 4mm safety glass infi

- **Colour**
  - Final digit of order number .1:**
    - Fully light grey
  - Final digit of order number .5:**
    - Body RAL 7021 black grey
    - Beech décor front
- **Supply schedule**
  - 1 stackable cabinet with hinged door
  - 1 wall standing cabinet with partially glassed doors
- **How supplied**
  - Assembled
- **Please note**
  - The doors with the knob are always right hinged (RH) in standard. Left hinged doors (LH) on request.
  - Please also ask for further accessories such as clothes rails.



500 x 1292 mm

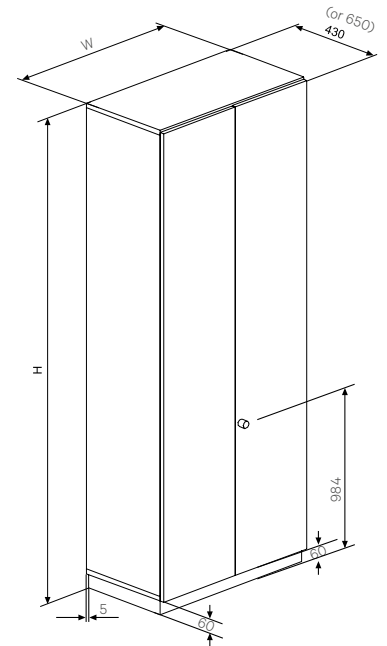
800 x 1292 mm



1000 x 1292 mm

1200 x 1292 mm

### Dimensions:



W	H	No. of shelves	FH	Type	Order no. (D 430)	Order no. (D 650)	UP
500	712	1	2	door	00.321.412.x	00.321.612.x	1 unit
800	712	1	2	double door	00.321.413.x	00.321.613.x	1 unit
1000	712	1	2	double door	00.321.414.x	00.321.614.x	1 unit
1200	712	1	2	double door	00.321.415.x	00.321.615.x	1 unit
500	1292	2	3	door	00.321.416.x	00.321.616.x	1 unit
800	1292	2	3	double door	00.321.417.x	00.321.617.x	1 unit
1000	1292	2	3	double door	00.321.418.x	00.321.618.x	1 unit
1200	1292	2	3	double door	00.321.419.x	00.321.619.x	1 unit
500	712	1	2	glass door	00.321.432.x	00.321.632.x	1 unit
800	712	1	2	glass double door	00.321.433.x	00.321.633.x	1 unit
1000	712	1	2	glass double door	00.321.434.x	00.321.634.x	1 unit
1200	712	1	2	glass double door	00.321.435.x	00.321.635.x	1 unit
500	1292	2	3	glass door	00.321.436.x	00.321.636.x	1 unit
800	1292	2	3	glass double door	00.321.437.x	00.321.637.x	1 unit
1000	1292	2	3	glass double door	00.321.438.x	00.321.638.x	1 unit
1200	1292	2	3	glass double door	00.321.439.x	00.321.639.x	1 unit

Dimensions in mm: W= Width  
H = Height  
D = Depth  
OU = Office unit (50 mm)  
FH = Folder height, min. 325 mm / 12,8"

Replace „x“ with the number of your color choice

LH = Left hinged  
RH = Right hinged  
Dw = Drawers  
DU = Drawer unit

1 DU = 32 mm = 1¼"

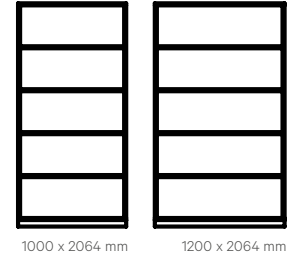
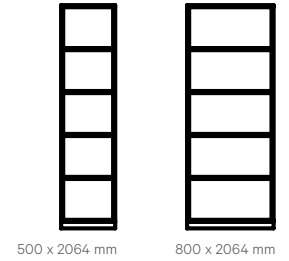
**Wall-standing shelf unit**

2 FH / 3 FH / 5 FH

- Completely bonded and doweled corpus made of melamin resin coated chipboards according to EN 14332
- All-around, pre-assembled pedestal with metal levelling feet to compensate surface irregularities
- Slotted, bonded back panel, 13 mm thick, as decorative rear
- Edges 2mm ABS, rounded
- Metal shelf (see order chart) 9011 black, adjustable in 32 mm grid, load capacity 75 kg/qm for all compartments (wooden shelf only volume conductive for conductive version)

- **Colour**  
**Final digit of order number .1:**
  - Fully light grey**Final digit of order number .5:**
  - Body RAL 7021 black grey
- **Supply schedule**
  - 1 wall standing shelf unit
- **How supplied**
  - Assembled

W	H	No. of shelves	FH	Order no. (D 430)	Order no. (D 650)	UP
500	772	1	2	00.321.440.x	00.321.640.x	1 unit
800	772	1	2	00.321.441.x	00.321.641.x	1 unit
1000	772	1	2	00.321.442.x	00.321.642.x	1 unit
1200	772	1	2	00.321.443.x	00.321.643.x	1 unit
500	1352	2	3	00.321.444.x	00.321.644.x	1 unit
800	1352	2	3	00.321.445.x	00.321.645.x	1 unit
1000	1352	2	3	00.321.446.x	00.321.646.x	1 unit
1200	1352	2	3	00.321.447.x	00.321.647.x	1 unit
500	2064	4	5	00.321.448.x	00.321.648.x	1 unit
800	2064	4	5	00.321.449.x	00.321.649.x	1 unit
1000	2064	4	5	00.321.450.x	00.321.650.x	1 unit
1200	2064	4	5	00.321.451.x	00.321.651.x	1 unit



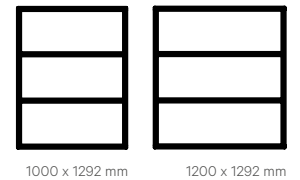
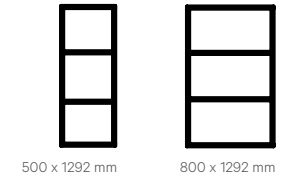
**Stackable shelf unit**

2 FH / 3 FH

- Completely bonded and doweled corpus made of melamin resin coated chipboards according to EN 14332
- Slotted, bonded back panel, 13 mm thick, as decorative rear
- Edges 2mm ABS, rounded
- Metal shelf (see order chart) RAL 9011 black, adjustable in 32 mm grid, load capacity 75 kg/qm for all compartments (wooden shelf only volume conductive for conductive version)

- **Colour**  
**Final digit of order number .1:**
  - Fully light grey**Final digit of order number .5:**
  - Body RAL 7021 black grey
- **Supply schedule**
  - 1 stackable shelf unit
- **How supplied**
  - Assembled

W	H	No. of shelves	FH	Order no. (D 430)	Order no. (D 650)	UP
500	712	1	2	00.321.452.x	00.321.652.x	1 unit
800	712	1	2	00.321.453.x	00.321.653.x	1 unit
1000	712	1	2	00.321.454.x	00.321.654.x	1 unit
1200	712	1	2	00.321.455.x	00.321.655.x	1 unit
500	1292	2	3	00.321.456.x	00.321.656.x	1 unit
800	1292	2	3	00.321.457.x	00.321.657.x	1 unit
1000	1292	2	3	00.321.458.x	00.321.658.x	1 unit
1200	1292	2	3	00.321.459.x	00.321.659.x	1 unit



**Dimensions in mm:** W= Width  
H = Height  
D = Depth  
OU = Office unit (50 mm)  
FH = Folder height, min. 325 mm / 12.8"  
Replace „x“ with the number of your color choice

LH = Left hinged  
RH = Right hinged

Dw = Drawers  
DU = Drawer unit

1 DU = 32 mm = 1 1/2"

## Printer Cabinet

- Printer cabinet
  - Width 1200 mm
  - Depth 650 mm
  - Height 750 mm
- With cable routing set D80mm at the rear side of top cover and at the bottom of side board
- Shortened shelves for cabling through cabinet
- 28mm top board with straight ABS edge on all sides
- **Material / finish**
  - Wooden main unit bonded, three layer particle board, FP/Y E1 version, directly coated, fire protection class B2
  - Body, handles: light grey
- Can be adjusted with 4 levelling screws, with plinth
- All cabinets can be locked with cylinder lock
- With a centre panel
- Segment bow handle, matt nickel plated
- **Colour**
  - Main unit and shelf: RAL 7035 light grey
  - Top board: RAL 7035 lightgrey with black edge
- **Supply schedule**
  - 1 Printer cabinet
- **How supplied**
  - Pre assembled



W	H	D	Model	Order-no.	UP
1200	750	650		00.320.072.1	1 unit

## Printer Rack ECO

- Bonded wooden main unit
- Can be adjusted with 4 levelling screws at the bottom board
- With cable routing grommet through top board and bottom for raised floor cabling
- 28mm top board with straight ABS edge on all sides
- **Colour**
  - Main unit and shelf: RAL 7035 light grey
  - Top board: RAL 7035 lightgrey with black edge
- **Supply schedule**
  - 1 Printer cabinet



W	H	D	Order-no.	UP
600	750	630	00.320.210.1	1 unit
1200	750	630	00.320.211.1	1 unit

## High Desk, Octagonal

- High desk: perfect for discussions with several people on-site
- Octagonal with storage options for folders and equipment
- Bonded main unit
- **Material / Finish**
  - Worktop, main unit and shelves - three-layer particle board, FP/Y E1 version, directly coated, fire protection class B2
- **Standards**
  - EN 438 class for coating material
- **Color**
  - Worktop, main unit and shelves: light-grey
- **Supply schedule**
  - 1 standing console
- **How supplied**
  - Assembled
- **Note**
  - ESD model on request



W	H	D	Order no.	UP
1295	1150	1295	01.315.722.1	1 unit

CIC20035

### Cabinet with sliding doors

2 FH / 3 FH

- Completely bonded and doweled corpus made of melamin resin coated chipboards according to EN 14332
- Cabinet with middle support wall panel
- All-around, pre-assembled pedestal with metal levelling feet to compensate surface irregularities
- Slotted, bonded back panel, 13 mm thick, as decorative rear
- Doors with smooth-running roller gears, push-cylinder lock with exchangeable cylinder (compatible with locking systems), segment bow metal handle 160 mm
- Edges 2 mm ABS, rounded
- Metal shelf (see order chart), RAL 9011black, adjustable in 32 mm grid, load capacity 75 kg/qm for all compartments (wooden shelf only volume conductive for conductive version)

• **Colour**

**Final digit of order number .1:**

- Fully light grey

**Final digit of order number .5:**

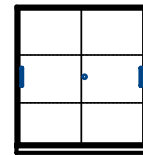
- Body RAL 7021 black grey
- Beech décor front
- Segment bow handle, matt nickel plated

• **Supply schedule**

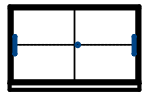
- 1 wall standing cabinet with sliding door

• **How supplied**

- Assembled



1200 x 1352 mm



1200 x 772 mm

W	H	No. of shelves	FH	Order no. (D 430)	Order no. (D 650)	UP
1200	772	1	2	00.321.460.x	00.321.660.x	1 unit
1200	1352	2	3	00.321.461.x	00.321.661.x	1 unit

### Stackable cabinet with sliding doors

2 FH / 3 FH

- Completely bonded and doweled corpus made of melamin resin coated chipboards according to EN 14332
- Cabinet with middle support wall panel
- Slotted, bonded back panel, 13 mm thick, as decorative rear
- Doors with smooth-running roller gears, push-cylinder lock with exchangeable cylinder (compatible with locking systems), segment bow metal handle 160mm
- Edges 2 mm ABS, rounded
- Metal shelf (see order chart), RAL 9011black, adjustable in 32 mm grid, load capacity 75 kg/qm for all compartments (wooden shelf only volume conductive for conductive version)

• **Colour**

**Final digit of order number .1:**

- Fully light grey

**Final digit of order number .5:**

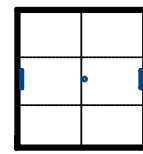
- Body RAL 7021 black grey
- Beech décor front
- Segment bow handle, matt nickel plated

• **Supply schedule**

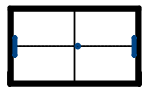
- 1 stackable cabinet with sliding door

• **How supplied**

- Assembled



1200 x 1292 mm



1200 x 712 mm

W	H	No. of shelves	FH	Order no. (D 430)	Order no. (D 650)	UP
1200	712	1	2	00.321.462.x	00.321.662.x	1 unit
1200	1292	2	3	00.321.463.x	00.321.663.x	1 unit

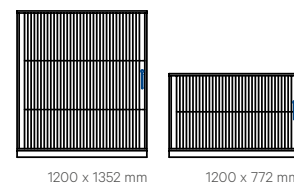


## Cabinet with tambour doors

2 FH / 3 FH

- Completely bonded and doweled corpus made of melamin resin coated chipboards according to EN 14332
- All-around, pre-assembled pedestal with metal levelling feet to compensate surface irregularities
- Slotted, bonded back panel, 13 mm thick, as decorative rear
- Shutter rollers made from smooth-running plastic lamellas, right to left, push-cylinder lock with exchangeable cylinder (compatible with locking systems), segment bow metal handle 160 mm
- Edges 2mm ABS, rounded
- Metal shelf (see order chart), RAL 9011black, adjustable in 32 mm grid, load capacity 75 kg/qm
- Conductive version not available

- **Colour**  
**Final digit of order number .1:**
  - Fully light grey**Final digit of order number .5:**
  - Body RAL 7021 black grey
  - Silver roller shutter
  - Segment bow handle, matt nickel plated
- **Supply schedule**
  - 1 cabinet with tambour doors
- **How supplied**
  - Assembled



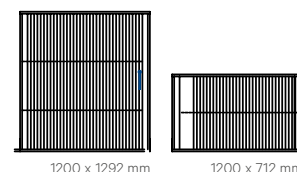
W	H	No. of shelves	FH	Order no. (D 430)	Order no. (D 650)	UP
1200	772	1	2	00.321.470.x	00.321.670.x	1 unit
1200	1352	2	3	00.321.471.x	00.321.671.x	1 unit

## Stackable cabinet with tambour doors

2 FH / 3 FH

- Completely bonded and doweled corpus made of melamin resin coated chipboards according to EN 14332
- Slotted, bonded back panel, 13 mm thick, as decorative rear
- Shutter rollers made from smooth-running plastic lamellas, right to left, push-cylinder lock with exchangeable cylinder (compatible with locking systems), segment bow metal handle 160mm
- Edges 2mm ABS, rounded
- Metal shelf (see order chart), RAL 9011black, adjustable in 32 mm grid, load capacity 75 kg/qm
- Conductive version not available

- **Colour**  
**Final digit of order number .1:**
  - Fully light grey**Final digit of order number .5:**
  - Body RAL 7021 black grey
  - Silver roller shutter
  - Segment bow handle, matt nickel plated
- **Supply schedule**
  - 1 cabinet with tambour doors
- **How supplied**
  - Assembled



W	H	D	No. of shelves	FH	Order no. (D 430)	Order no. (D 650)	UP
1200	712	430	1	2	00.321.472.x	00.321.672.x	1 unit
1200	1292	430	2	3	00.321.473.x	00.321.673.x	1 unit

Dimensions in mm: W= Width  
H = Height  
D = Depth  
OU = Office unit (50 mm)  
FH = Folder height, min. 325 mm / 12,8"  
Replace „x“ with the number of your color choice

LH = Left hinged  
RH = Right hinged  
Dw = Drawers  
DU = Drawer unit  
1 DU = 32 mm = 1¼"

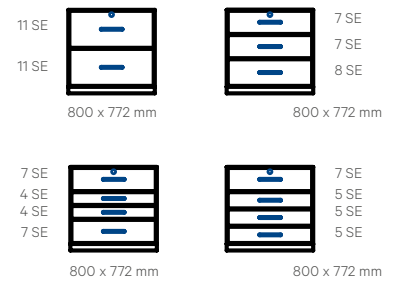
## Wall-standing cabinet with drawers 2-3-4-5-7-9 drawers

- Completely bonded and doweled corpus made of melamin resin coated chipboards according to EN 14332
- All-around, pre-assembled pedestal with metal levelling feet to compensate surface irregularities
- Slotted, bonded back panel, 13 mm thick, as decorative rear
- Edges 2 mm ABS, rounded
- Drawer cabinet version (1 SE = 32mm)
- Slides:
  - Soft Close full pull telescopic slides
  - Load rating 650 N
- Drawer inside dimensions: 326 mm deep
- Drawer usable width = width of the cabinet: minus 110 mm
- Drawers made from powder-coated sheet steel, height 91 mm, black on telescopic full pull-out slides
- Trims with segment bow metal handle
- Numerous customer-specific variants of variable trim heights
- Top trim with cylinder lock with exchangeable cylinder
- Reciprocal pull-out locking mechanism still protection due to integrated counterweight

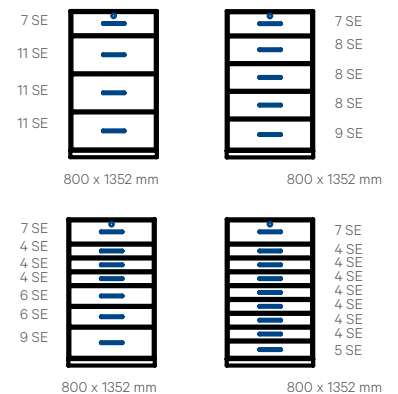
- **Colour**
  - **Final digit of order number .1:**
    - Fully light grey
  - **Final digit of order number .5:**
    - Body RAL 7021 black grey
    - Beech décor front
    - Segment bow handle, matt nickel plated
- **Supply schedule**
  - 1 wall-standing cabinet with drawers
- **How supplied**
  - Assembled

W	H	Dw	Dw Drawers (1 DU = 32 mm)	Order no.(D 430)	Order no.(D 650)	UP
800	772	2	11DU Top drawer / 1 x 11DU	00.321.474.x	00.321.674.x	1 unit
800	772	3	7 DU Top drawer / 1 x 7 DU / 1 x 8 DU	00.321.475.x	00.321.675.x	1 unit
800	772	4	7 DU Top drawer / 2 x 4 DU / 1 x 7 DU	00.321.476.x	00.321.676.x	1 unit
800	772	4	7 DU Top drawer / 3 x 5 DU	00.321.477.x	00.321.677.x	1 unit
800	1352	4	7 DU Top drawer / 3 x 11 DU	00.321.478.x	00.321.678.x	1 unit
800	1352	5	7 DU Top drawer / 3 x 8 DU / 1 x 9 DU	00.321.479.x	00.321.679.x	1 unit
800	1352	7	7 DU Top drawer / 3 x 4 DU / 2 x 6 DU / 1 x 9 DU	00.321.480.x	00.321.680.x	1 unit
800	1352	9	7 DU Top drawer / 7 x 4 DU / 1 x 5 DU	00.321.481.x	00.321.681.x	1 unit
1000	772	2	11 DU Top drawer / 1 x 11 DU	00.321.482.x	00.321.682.x	1 unit
1000	772	3	7 DU Top drawer / 1 x 7 DU / 1 x 8 DU	00.321.483.x	00.321.683.x	1 unit
1000	772	4	7 SDU Top drawer / 2 x 4 DU / 1 x 7 DU	00.321.484.x	00.321.684.x	1 unit
1000	772	4	7 DU Top drawer / 3 x 5 DU	00.321.485.x	00.321.685.x	1 unit
1000	1352	4	7 DU Top drawer / 3 x 11 DU	00.321.486.x	00.321.686.x	1 unit
1000	1352	5	7 DU Top drawer / 3 x 8 DU / 1 x 9 DU	00.321.487.x	00.321.687.x	1 unit
1000	1352	7	7 DU Top drawer / 3 x 4 DU / 2 x 6 DU / 1 x 9 DU	00.321.488.x	00.321.688.x	1 unit
1000	1352	9	7 DU Top drawer / 7 x 4 DU / 1 x 5 DU	00.321.489.x	00.321.689.x	1 unit
1200	772	2	11 DU Top drawer / 1 x 11 DU	00.321.490.x	00.321.690.x	1 unit
1200	772	3	7 DU Top drawer / 1 x 7 DU / 1 x 8 DU	00.321.491.x	00.321.691.x	1 unit
1200	772	4	7 DU Top drawer / 2 x 4 DU / 1 x 7 DU	00.321.492.x	00.321.692.x	1 unit
1200	772	4	7 DU Top drawer / 3 x 5 DU	00.321.493.x	00.321.693.x	1 unit
1200	1352	4	7 DU Top drawer / 3 x 11 DU	00.321.494.x	00.321.694.x	1 unit
1200	1352	5	7 DU Top drawer / 3 x 8 DU / 1 x 9 DU	00.321.495.x	00.321.695.x	1 unit
1200	1352	7	7 DU Top drawer / 3 x 4 DU / 2 x 6 DU / 1 x 9 DU	00.321.496.x	00.321.696.x	1 unit
1200	1352	9	7 DU Top drawer / 7 x 4 DU / 1 x 5 DU	00.321.497.x	00.321.697.x	1 unit

### 22 SE



### 40 SE



## Suspension frame cabinet

### 2 / 3 drawers

- Completely bonded and doweled corpus made of melamin resin coated chipboards according to EN 14332
- All-around, pre-assembled pedestal with metal levelling feet to compensate surface irregularities
- Slotted, bonded back panel, 13 mm thick, as decorative rear
- Edges 2mm ABS, rounded
- Suspension frame from powder-coated sheet-steel, black, on telescopic slides, load rating 650 N
- With soft-close automatic
- Trims with segment bow metal handle 160 mm
- Top trim with cylinder lock with exchangeable cylinder
- Reciprocal pull-out locking mechanism tilt protection due to integrated counterweight

- **Colour**
  - **Final digit of order number .1:**
    - Fully light grey
  - **Final digit of order number .5:**
    - Body RAL 7021 black grey
    - Beech décor front
    - Segment bow handle, matt nickel plated
- **How supplied**
  - Assembled



800 x 1352 mm



800 x 772 mm


W	H	No. of drawers	Order no. (D 430)	Order no. (D 650)	UP
800	772	2	00.321.498.x	00.321.698.x	1 unit
800	1352	3	00.321.499.x	00.321.699.x	1 unit

## Safe-deposit cabinet

### with 8 compartments

- Completely bonded and doweled corpus made of melamin resin coated chipboards according to EN 14332
- All-around, pre-assembled pedestal with metal levelling feet to compensate surface irregularities
- Slotted, bonded back panel, 13 mm thick, as decorative rear
- 8 doors (4 left hinged, 4 right hinged)
- Doors with metal strap hinge with softclose-automatic, opening angle 110°
- Flush lock with changeable locking cylinder
- Edges 2 mm ABS, rounded
- Middle support wall panel and fixed installed shelves (Chipboard shelf volume-conductive in ESD version)

- **Colour**
  - **Final digit of order number .1:**
    - Fully light grey
  - **Final digit of order number .5:**
    - Body RAL 7021 black grey
    - Beech décor front
- **Supply schedule**
  - 1 Safe-deposit cabinet with individually locking doors.
- **How supplied**
  - Assembled



1200 x 2064 mm

W	H	D	Order-no.	UP
1200	2064	430	00.321.500.x	1 unit

**Dimensions in mm:** W= Width  
H = Height  
D = Depth  
OU = Office unit (50 mm)  
FH = Folder height, min. 325 mm / 12,8"  
Replace „x“ with the number of your color choice

LH = Left hinged  
RH = Right hinged  
Dw = Drawers  
DU = Drawer unit  
1 DU = 32 mm = 1¼"

# Knürr Office Pedestals

Premium in every Detail



\*Electrostatic discharge

## CONFIGURE TO YOUR NEEDS

- Useful addition to the control room consoles
- Safe storage of business and private documents and items
- Creates order at each workstation
- Made to your demand
- Soft close drawers



- Robust
- Easy to clean
- Scratch resistant
- ABS edge veneers all around
- Drawers with dividers
- Segment bow handles, matt nickel plated

## Office pedestal Technical data

- Wooden bonded main units
  - Drawer fronts with bow segment handle 160mm
  - Double-wheel casters diameter 37mm, mounted with steel plate
  - 1/2/3 OU partial extension, 6 OU full extension
  - Container 1/3/6 with hanging file-folder frame and counter weight
  - Bonded main unit
  - All telescopic slides enclosed
  - Drawer catch
  - Central locking system with exchangeable cylinder
  - One folding key, one regular key
- **Height units**
    - 1 OU (50 mm) Storage drawer
    - 2 OU (100 mm) Drawer half pull
    - 3 OU (150 mm) Drawer full pull
    - 6 OU (300 mm) Drawer full pull
  - **Drawer unit model:**
    - each storage drawer (1 OU) plus;
      - 3x150 mm (3x3 OU) or,
      - 1x150 mm, 1x300 mm (3 OU+6 OU) or,
      - 2x100 mm, 1x150 mm (2x2 OU+3 OU)
    - At 300 mm with suspension frame
  - **Load rating**
    - 400 N per twin swivel castor
  - **Material / finish**
    - Main unit and top cover: Three-layer particle board, FP/Y E1 version, directly coated, fire protection class B2
    - Drawer tray: Sheet steel in black
  - **Technical data**
    - Drawer front from laminated particle board
- Segment bow handle: Cast metal
  - ESD version (color .7)
  - Standard version (color .1, .5, .8 and .9)
  - **ESD version**
    - Main unit and top cover, conductive
    - Drawer trims in wood version, three-layer particle board FP/Y E1 version Directly coated, fire protection class B2
    - Requirements in acc. with EN 61340 and EN 438
    - **Trials/tests in acc. with** IEC 61340-5-1, EN 438 T1 + T2
  - **Colour combination**
    - Final digit of order number .1:**
      - Main unit, top cover and drawer front: RAL 7035 light grey
      - Segment bow handle: Matt nickel plated
    - Final digit of order number .5:**
      - Main unit and top cover: RAL 7021 black-grey
      - Drawer front: beech décor
      - Segment bow handle: Matt nickel plated
    - Final digit of order number .7 / ESD-Version:**
      - Main unit, top cover and drawer front: RAL 7035 light grey
      - Segment bow handle: Matt nickel plated
    - Final digit of order number .8:**
      - Main unit and top cover: RAL 7021 black-grey
      - Drawer front: RAL 7012 basalt grey
      - Segment bow handle: Matt nickel plated
    - Final digit of order number .9:**
      - Main unit, top cover and drawer front: RAL 7021 black-grey
      - Segment bow handle: Matt nickel plated
    - Final digit of order number .B:**
      - Body and cover plate : RAL 9006 White aluminum
      - Front panels: Nelson Oak
      - Segmented bow handles: matt nickel plated

### Final digit of order number .C:

- Body and cover plate : RAL 9006 White aluminum
- Front panels: Pine Black
- Segmented bow handles: matt nickel plated

### Final digit of order number .E:

- Body and cover plate : RAL 9006 White aluminum
- Front panels: Beech wood design
- Segmented bow handles: matt nickel plated

### Final digit of order number .F:

- Body and cover plate : RAL 9006 White aluminum
- Front panels: Maple wood design
- Segmented bow handles: matt nickel plated

### Final digit of order number .H:

- Body and cover plate : RAL 9006 White aluminum
- Front panels: RAL 9006 White aluminum
- Segmented bow handles: matt nickel plated

### Standards

- Main unit and top cover: DIN 68765
- EN 438 for high pressure laminate

### On request:

- Containers with different locks and master key
- Other handles and surfaces available

### Supply schedule

- 1 mobile office pedestal



8 OU mobile office pedestal in version .9



9 OU mobile office pedestal in version .H


W	H	D	Model		Part No.	PU
435	516	500	1/2/2x3 OU	Nelson Oak	00.321.560.B	1 unit
435	516	500	1/2/2x3 OU	Pine Black	00.321.560.C	1 unit
435	516	500	1/2/2x3 OU	Beech	00.321.560.E	1 unit
435	516	500	1/2/2x3 OU	Maple	00.321.560.F	1 unit
435	516	500	1/2/2x3 OU	RAL9006 White aluminum	00.321.560.H	1 unit
435	566	600	1/3x3 OU		00.321.550.x	1 unit
435	566	600	1/3/6 OU		00.321.551.x	1 unit
435	566	600	1/2x2/3 OU		00.321.554.x	1 unit
435	566	800	1/3x3 OU		00.321.552.x	1 unit
435	566	800	1/3/6 OU		00.321.553.x	1 unit

**Dimensions in mm:** W= Width  
H = Height  
D = Depth  
OU = Office unit (50 mm)  
FH = Folder height, min. 325 mm / 12,8"

Replace „x“ with the number of your color choice

## Inclined Tray Set

- For clear and transparent storage of forms and papers in drawers
  - With depth 600, up to 5 sections
  - With depth 800, up to 7 sections
- **Material**
    - Plastic
  - **Colour**
    - Black, not ESD
  - **Supply schedule**
    - 1 Tray section

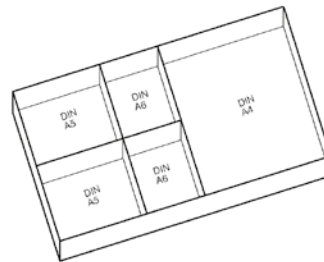


MOB00219

Order-no.	UP
00.320.539.9	1 unit

## Subdivider for Drawers

- **Material**
  - Plastic
- **Finish**
  - Black
- **Note**
  - Subdivisions DIN A 5/DIN A 6 only in conjunction with DIN A 4 divider
- **Supply schedule**
  - 1 unit



ELI00270


DAC00006

Model	ESD	Order-no.	UP
DIN A 4		00.320.538.9	1 unit
DIN A 5		00.320.537.9	1 unit
DIN A 6		00.320.536.9	1 unit
DIN A 4	•	00.320.538.7	1 unit
DIN A 5	•	00.320.537.7	1 unit
DIN A 6	•	00.320.536.7	1 unit



1/3/6 OU mobile office pedestal in version .1

1/3x3 OU mobile office pedestal in version .1



## Knürr Acoustics



Interior fitting and acoustics solutions

**In the last two decades room acoustics became the central focus in interior design. We are happy to support you in all phases of the planning and realisation of your acoustics projects, either by phone or on site.**

- Versatile and flexible
- Ideal sound absorption
- Quick and easy to assemble
- Many versions immediately available
- Complete system includes substructure

akustik +

CPL/Melamine surfaces:



Large formats Panels available up to 3.5m length in several laminates, real wood veneers or painted. Tailor-made upon request.



Included are not only the panels but also the fitting substructure. Suitable for large walls and as acoustic retrofit for smaller rooms.



Slats The invinite-system can be flexibly fitted to all room situations and offer a modern, linear look. Choose from perforated or slotted elements.

**Technical properties of the materials used are certified by test- and classification reports and certificates from acknowledged international institutes.**

The products tests are carried out by independent experts (acoustic measures to DIN EN ISO 345 „Acoustics - Measurement of sound absorption in a reverberation room“) and mathematically evaluated after DIN EN ISO 11654.

The frequency-dependent values of the sound absorption coefficient and

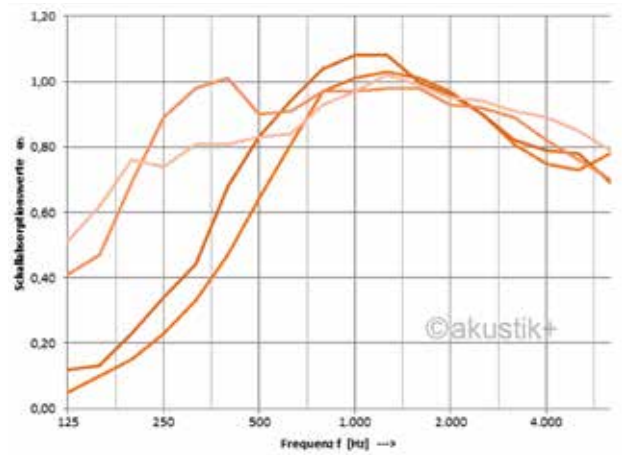
the single data (assessed sound absorption coefficient), NRC (Noise reduction Coefficient after ASTM C423) and SAA (Sound Absorption Average) after ASTM C423) are available upon request.

Only proven emission- low or free materials in use.

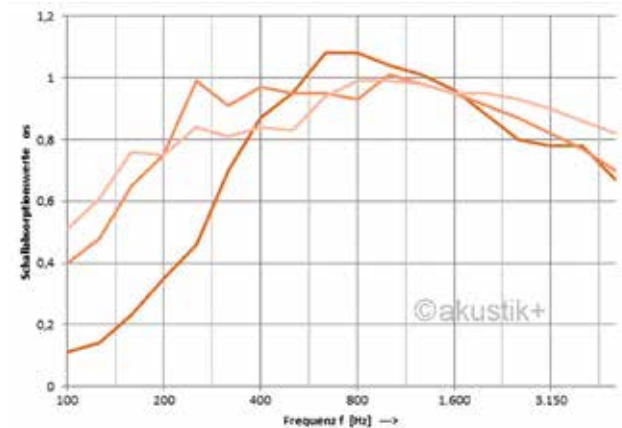




Sound absorption values of Perforation CLASSIC (1,8/1,8/0,5mm)



Sound absorption values of Perforation FINEST (1,8/1,8/0,5mm)



## Knürr ESD\*-Solutions

ESD furniture systems for anti-static outfits

	Knürr ESD workstation	10 <sup>6</sup> - 10 <sup>8</sup> Ohm
	Safety range for personnel 50 kOhm - infinite	
Safety range: MOS components		
Danger area for personnel	Safety area for personnel and MOS components	Danger area for MOS components
10 <sup>3</sup> Ohm	10 <sup>5</sup> Ohm	10 <sup>9</sup> Ohm

- When computers go crazy, alarm systems no longer function or cash registers simply refuse to work, the gremlin at work is quite often easy enough to identify: Static Electricity.
- The constant development of highly integrated circuits results in increasingly more efficient (but also increasingly smaller!) equipment. Therefore it is all the more important to determine the growing sensitivity of **electrostatic sensitive devices (ESD)**. Even voltages of just 100 – 200 volt are enough to damage microprocessors or MOSFETs.
- High voltages are often triggered by modern plastics, artificial fibres in clothing and carpets, and by low humidity in centrally-heated rooms. Depending on the shoe material, speed and humidity, a person walking across a carpet can be loaded with between 2000 and 20,000 volts.
- There is no doubt about it! The safety of electronic components (not to mention the well-being of the operating personnel) can no longer be guaranteed under these conditions.
- With the **ESD workstations from Knürr**, the perfect operational workstation equipment is now available.
  - Site insulation in accordance with VDE 0100, § 24 and DIN 57 680 part 2.
  - Protection of electronic components against static electricity (EN 61340)

### • The Basics

- Generation of electrostatic charges cannot always be prevented. Therefore the discharge must be specifically "influenced". Influenced means: All discharge processes must be run controlled and calculable. The calculable discharge process is described by the following exponential function:

$$U(t) = U_0 \cdot e^{-t/RC}$$

- $U_0$  = Initial voltage of the capacitor
- $R$  = Leakage resistance
- $C$  = Capacity

- By activating the equation towards  $R$ , an equation is generated with which an ideal leakage resistance can be ascertained.

$$R_e = \frac{t_{zul}}{C \cdot \ln(U_0/U_{zul})}$$

- The optimal discharge curve is consequently achieved. Assuming that the voltage ( $U_0$ ) must be reduced within 0.1 sec ( $t_{zul}$ ) to 50 V ( $U_{zul}$ ) so that the electrostatic endangered components are not under high voltage for too long, the leakage resistance therefore acts as the regulator for a controlled discharge.
- Of course, for the safety of the endangered components it is also helpful if charges can be prevented before they are generated by equalising the different potentials. Conductive work and unit surfaces, plastic parts made of conductive materials, the connection of all parts with one another and with the ESD body are all required for this purpose.

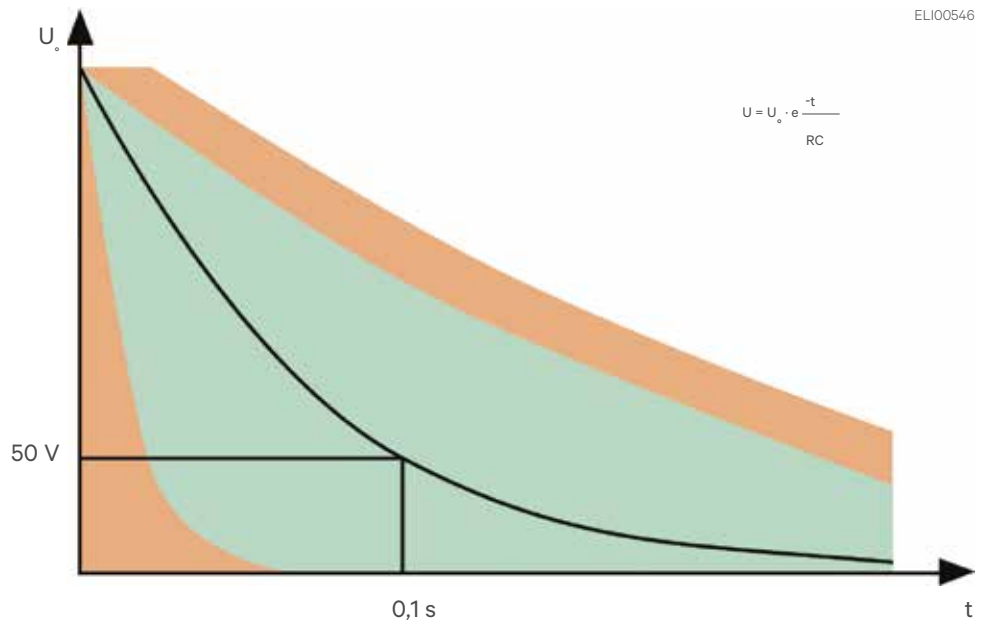


ELI00473



\*Electrostatic discharge

- Easily accessible connections for ESD potential equalization, e.g. for measuring and soldering equipment must be available at each workstation. A cable is provided for the safe connection between workstation and ESD potential equalization.
- Easy release connection points for wristbands and other potential equalization conductors are also provided.



- Also included in safeguarding equipment are drawers and storage spaces inside and outside which are made of conductive material for further preventing charges from building up.
- With Knürr ESD workstations, all the necessary requirements are satisfied. For this very reason, both the complete workstation itself and work pieces, tools and operating personnel are all on an equipotential line. If potential differences occur as a result of rubbing or for whatever other reason, safe charge equalization or charge dissipation via earth is implemented immediately.

- **Conductive materials**

- Last, and certainly by no means least, the safety equipping of Knürr ESD workstations has been made possible with the advances in the development of conductive materials (plastics, laminates, paints).

Thanks to these materials we can now successfully unite both **ergonomic requirements** and **modern design** and **safety** in one system.

- **Diverse areas of application**

- Highly sensitive components do not require just direct protection at electronic workstations; the safety equipping of all other work areas is just as important in this respect. They must also be equipped with conductive desks, chairs, racks, transport trolleys and containers.

If you follow the path of electrostatic endangered components via transport – laboratory – test area – production – goods output control – packaging through to dispatch, it soon becomes evident that ESD room equipment and ESD accessories have become an indispensable necessity.

- Each of these stations is a part of the quality chain, and as with every chain, a single weak link nullifies the capacities of the other segments.
- **Knürr ESD workstations provide a comprehensive safety solution to ensure efficiency**

## Ergonomically designed products and solutions from a single source

**Vertiv with Knürr Control Room Infrastructure** is worldwide known as competent and reliable partner for holistic control room solutions and mobile equipment carrier. The ergonomically designed products are internationally in use and convince in demanding 24h-Mission-Critical Control Room environment of multiple industrial sectors.

Learn more about Control Room Infrastructure solutions and services at [www.VertivCo.com](http://www.VertivCo.com) and [www.technical-furniture.com](http://www.technical-furniture.com).

### Vertiv Integrated Systems GmbH

Knürr Control Room Infrastructure  
 Mariakirchener Straße 38  
 94424 Arnstorf  
 Germany  
 T +49 8723 28 0  
 F +49 8723 28 138  
[furniture.knuerr@vertivco.com](mailto:furniture.knuerr@vertivco.com)  
[www.VertivCo.com](http://www.VertivCo.com)  
[www.technical-furniture.com](http://www.technical-furniture.com)



**VertivCo.com** | George Curl Way, Southampton, SO18 2RY, VAT Number: GB188146827

© 2018 Vertiv Co. All rights reserved. Vertiv™, the Vertiv logo, Liebert® Trinergy™ Cube, Liebert HPC-M are trademarks or registered trademarks of Vertiv Co. All other names and logos referred to are trade names, trademarks or registered trademarks of their respective owners. While every precaution has been taken to ensure accuracy and completeness herein, Vertiv Co. assumes no responsibility, and disclaims all liability, for damages resulting from use of this information or for any errors or omissions. Specifications are subject to change without notice.

09.991.089.0.000001 • MKA4LOUKcabi Rev.1-08/2018