

Liebert® EXL S1 UPS

400-500 kVA



Overview

The Liebert® EXL S1 is a monolithic, transformer-free UPS that features optimized, industry leading footprint and power density, excellent operating efficiency and robust electrical protection to achieve superior cost savings.

Key Benefits

- Space-saving design minimizes footprint
- Maximizes active power capacity
- Reduces operating expenses
- Easy to service and install
- Flexible configurations
- Eliminates upstream electrical disturbances
- Ensures robust power protection
- Compatible with modern electrical loads
- Intelligent and secure control is customizable by user
- Flexible energy store options

With Vertiv™ Services, your critical systems are fully maintained. Proactive support extends the life of your power systems, decrease your capital investment, optimizes system efficiency and effectiveness, and increases overall system availability.

Vertiv's service program is designed to ensure that your critical power protection system is maintained in an optimum state of readiness at all times. Vertiv™ LIFE™ Services leverages the embedded intelligence in your equipment, IoT technology, and the expertise and resources of our service organization to deliver a connected service experience that optimizes equipment performance and reliability, reduces downtime and minimizes overhead costs.



Liebert EXL S1 400-500kVA/kW

Standard Features

- Redundant DC variable speed fans
- Advanced compact power core
- Transformer-free design
- Up to 99% efficient
- Unity/Symmetrical power factor
- 100kA short circuit withstand rating
- Advanced status-at-a-glance touchscreen control panel
- Lithium-ion battery compatible
- Parallel up to 8 units
- Top and bottom entry cable access
- Front and top only service access
- Intelligent paralleling mode
- Parallel UPS system control and monitoring from a single touchscreen control panel
- Vertiv LIFE Services Remote Diagnostic and Preventive Monitoring

Optional Features

- Dynamic Online (VI) mode
- Single or dual input
- DC battery ground fault detection
- Distributed paralleling
- Seismic anchoring kit
- Load bus synchronization
- Backfeed disconnect
- Bypass current sharing inductors
- Emergency Power Off
- Unity communications card allowing dual simultaneous protocols
- Remote alarm status panel
- FCC Part 15 compliance

Efficient, Intelligent, Robust Features Optimize Performance

Benefit From The Saving Space Design

The Liebert® EXL S1 offers the industry's highest power density per square foot of any large-scale UPS.

You benefit by enabling more productive use of space. In new builds, you can choose to create more room for revenue-generating IT equipment or you might adjust designs and reduce data center construction costs.

COMPARE AND SAVE



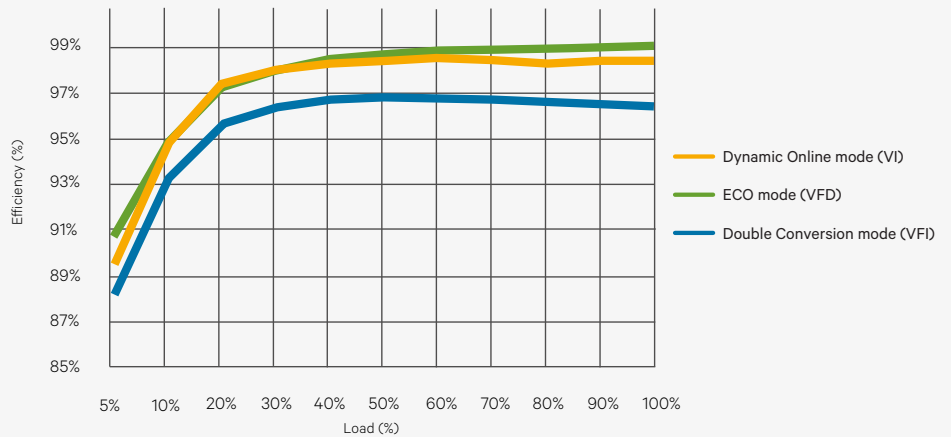
Width comparison of current UPS models of the same kVA size

Total Efficiency

From operating savings, to low capital cost, the Liebert EXL S1 provides the optimal solution to maximize return.

For example, the system achieves high operating efficiency across a broad, practical load range. This is important as load capacities ramp up.

EXL S1 Modes of Operation AC-AC Efficiency



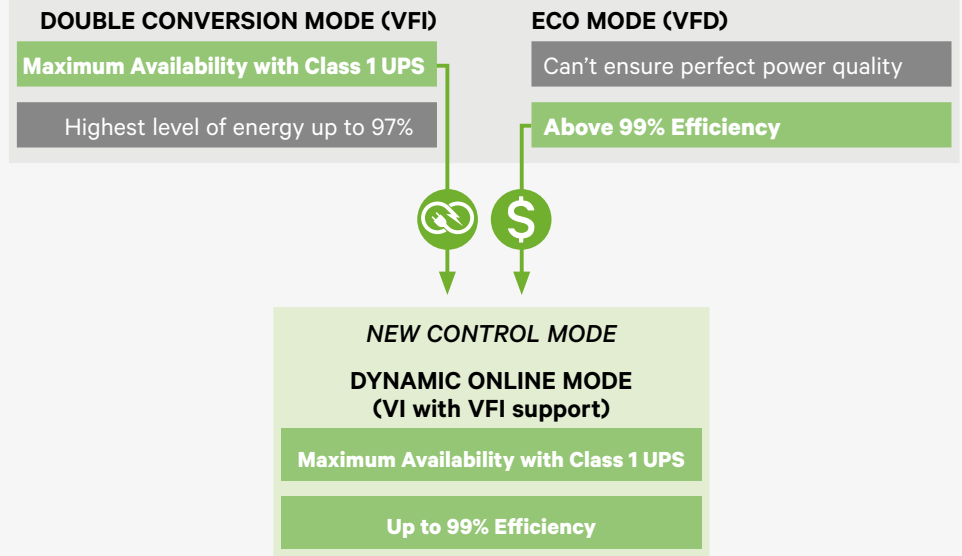
Dynamic Online mode: No more availability tradeoff with efficiency

Dynamic Online mode is the latest high efficiency mode of operation offered by Vertiv, developed for those that do not want to trade off any level of availability for incremental gains in efficiency.

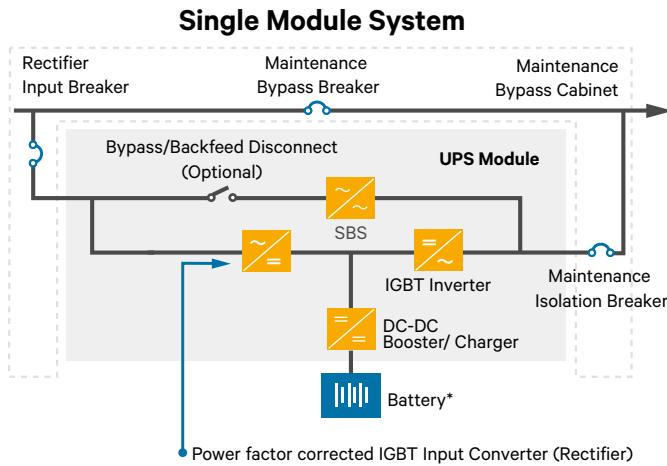
Dynamic Online mode enables operating efficiency up to 99% without sacrificing availability. In fact, while in this mode, the inverter can instantaneously assume the load and maintain the output voltage within the IEC 62040 Class 1 specification, thus offering the same level of availability typically achieved in a double conversion operating mode.

Dynamic Online mode is therefore able to combine the superior availability of a double conversion operating mode with the excellent energy cost savings of a high efficiency mode for a reduced total cost of ownership.

TYPICAL FUNCTIONING MODES OF A UPS SYSTEM

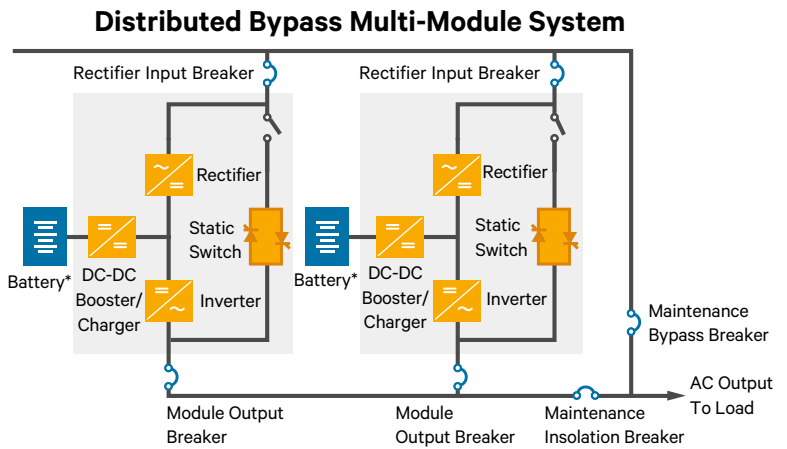


Flexible Configurations



Designed for use with an external maintenance bypass cabinet to ensure compliance with the latest OSHA requirements.

External Isolating and Bypass Breakers
*Battery breaker in cabinet-not shown



Distributed bypass multi-module design uses distributed 100% continuous duty rated static switches in each module, which provides a low initial cost due to simplified paralleling switchgear.

Color Touchscreen Control Panel

- Multiple access security levels with user-customizable views
- User-friendly graphical interface and Interactive single-line mimic diagram


- Dedicated warning/alarm and event log
- Dedicated measurements page
- Status at a glance LED light bar indicates warning and alarm conditions

Smart, Convenient Design for the Modern Data Center

- Compact, yet easy to install and service. Flexible, yet robust and adaptable.



Easy, safe access to communication and monitoring connections via top unit panel - no high voltage components.



Compact power modules are efficiently cooled by redundant DC variable speed fans and thoughtfully designed for ease of service.



Convenient jumpers allow for single or dual input connections.

Intelligent Paralleling

Activate for improved efficiency at partial load. The system can automatically adapt capacity to load requirements and then switch non-loaded units to standby mode, while still delivering continued system availability.

33



Four units at 33% load each = 96% efficiency.

65%



Two units at 65% load each = 96.8% efficiency.

- Maximizes double conversion efficiency
- Balances system usage
- Improves component lifespan
- Enhances energy and TCO reduction

Technical specifications

UPS Rating (kVA)	400/500
Output Active Power at 104°F (40°C) (kW)	400/500
Input AC Parameters	
Input Voltage to Rectifier/ Bypass (VAC)	415, 3-phase, 4-wire
Permissible Input Voltage Range	+10%, -15%
Input Frequency (Hz)	60 ± 5Hz
Input Power Factor	≥ 0.99
Input Current Distortion (THDi) at Nominal Voltage at Full Load (%)	≤ 3.0
Power Walk-in (seconds)	1 to 90 (selectable in 1 second increments)
Battery & DC Parameters	
Battery Type	Lithium ion, VRLA (Valve Regulated Lead Acid), VLA (Vented Lead Acid)
Nominal Battery Bus (VDC) / Battery Float Voltage (VDC)	480 / 540
DC Ripple at Float Voltage	< 1.0% (RMS value) < 3.4% Vpp
Temperature Compensated Battery Charging	Standard with Vertiv™ Battery Cabinets
Output Parameters	
Load Power Factor Supported (Without Derating)	0.7 Leading to 0.4 Lagging
Output Voltage (VAC)	415, 3-phase, 4-wire
Output Voltage Regulation (%) / Output Voltage Regulation (50% Unbalanced Load) (%)	< 1.0 (3-phase RMS average) / < 2.0 (3-phase RMS average)
Output Frequency (Hz)	60 ± 0.1%
Output THD at Nominal Voltage (Linear Load) (%)	≤ 1.5 (RMS value)
Output THD at Nominal Voltage including a 100kVA Non Linear Load per IEC 6204-3 (%)	≤ 5.0 (RMS value)
Transient Recovery 100% Load Step / 50% Load Step / Loss of/Return to AC Input Power	±4% / ±2% / ±2% (RMS average for one cycle)
Voltage Displacement (Balance Loads) / Voltage Displacement (50% Balance Loads)	120 deg ±1 deg / 120 deg ±2 deg
Overload at Nominal Voltage and 77°F (25°C)	110% continuously, 125% for 10 minutes, 150% for 60 seconds, 200% for 200 milliseconds
Physical Characteristics	
Dimensions with Standard I/O Cabinet, W x D x H	63.0 in x 36.0 in x 79.1 in
Dimensions with BFD or Sharing Inductor I/O Cabinet, W x D X H	74.8 in x 36.0 in x 79.1 in
Weight with Standard I/O Cabinet, Unpackaged	2750 lbs
Weight with BFD or Sharing Inductor I/O Cabinet, Unpackaged	3050 lbs (max)
Color	Black, RAL 7021
Protection Class, UPS Enclosure	NEMA 1, IP 20 (with and without front door open)
Environmental	
Operating Temperature	32°F to 104°F (0°C to 40°C)
Relative Humidity	0% to 95%, non-condensing
Operating Altitude	Up to 3300 ft (1000 m) without derating
Communications	
Options	2 Liebert® Intellislots
Card Compatibility	IS-UNITY-DP, IS-485EXI
Protocols Available	MODBUS-IP, MODBUS-485, BACNET-IP, BACNET-MSTP, SNMP, HTTP, LIFE™ Services
Standards	
Transportation / Safety	ISTA Procedure 3B / UL 1778 5th Edition; CSA 22.2 NO 107.3
EMI / Surge	IEC 62040-2; FCC Part 15, Class A / ANSI C624.41, Category B3
Seismic	IBC 2015, CBC 2016, ASCE, OSHPD

Vertiv.com | Vertiv Headquarters, 1050 Dearborn Drive, Columbus, OH, 43085, USA

© 2020 Vertiv Group Corp. All rights reserved. Vertiv™ and the Vertiv logo are trademarks or registered trademarks of Vertiv Group Corp. All other names and logos referred to are trade names, trademarks or registered trademarks of their respective owners. While every precaution has been taken to ensure accuracy and completeness here, Vertiv Group Corp. assumes no responsibility, and disclaims all liability, for damages resulting from use of this information or for any errors or omissions. Specifications, rebates and other promotional offers are subject to change at Vertiv's sole discretion upon notice.