Disclosure and photocopying of this document, exploitation and communication of its contents are not permitted, unless permission is expressly granted. All rights are reserved.

REAR VIEW



SIDE VIEW

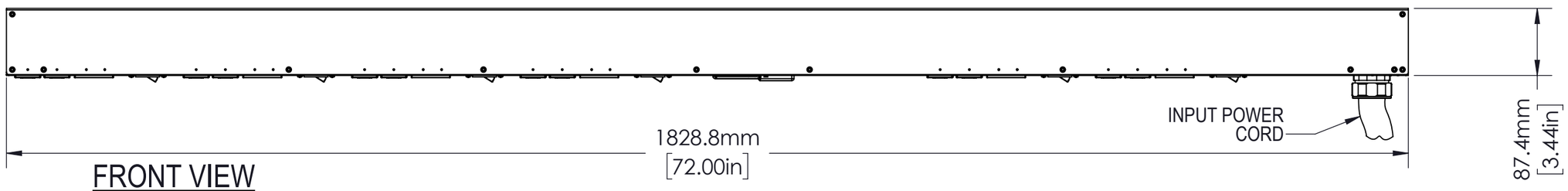

FRONT VIEW

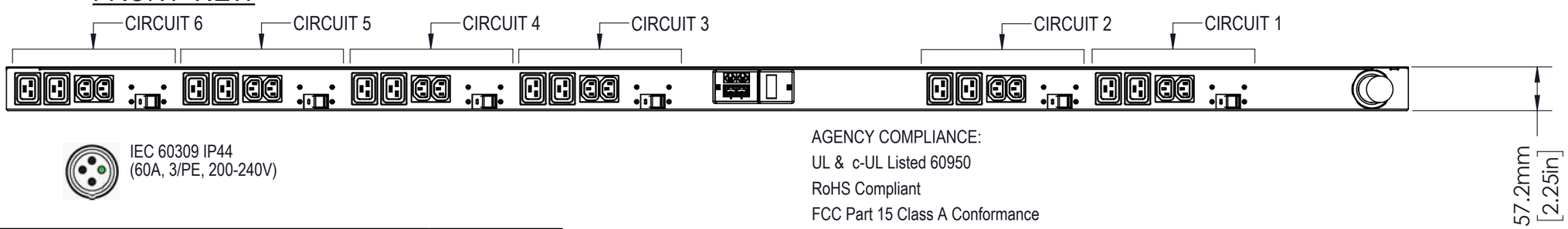

IEC 60309 IP44
(60A, 3/PE, 200-240V)

OUTPUT POWER

CIRCUIT	PHASE	RECEPTACLE TYPE	VOLTAGE (V)	MAX. CONTINUOUS AMPS (A)	
				PER RECEPTACLE	PER CIRCUIT
1	A-B	2xC13, 2xC19	200-240	12/16	16
2	B-C	2xC13, 2xC19	200-240	12/16	16
3	C-A	2xC13, 2xC19	200-240	12/16	16
4	A-B	2xC13, 2xC19	200-240	12/16	16
5	B-C	2xC13, 2xC19	200-240	12/16	16
6	C-A	2xC13, 2xC19	200-240	12/16	16

INPUT POWER

INPUT CORD	INPUT PLUG	WIRE COUNT	FREQUENCY (Hz)	VOLTAGE (V)	RATED AMPS (A)	MAX. CONT. AMPS (A)
10 FT	IEC 60309 IP44	3/PE	50/60 Hz	200-240V	60	48

METERING PARAMETER	MEASUREMENT ACCURACY
VOLTAGE	±1%
CURRENT	±1% - Input Current ±2% - Circuit/Breaker Current

AGENCY COMPLIANCE:
UL & c-UL Listed 60950
RoHS Compliant
FCC Part 15 Class A Conformance

ENVIRONMENTAL RATING:
Maximum Operating Temperature: 60C / 140F

NOTES
UNIT DIMENSIONS: 72in x 2.25in x 3.44in / 1829mm x 58mm x 87mm
SHIPPED WEIGHT: 30lbs (13.61kg)
SHIPPING DIMENSIONS: 86in x 9in x 7in / 2172mm x 223mm x 159mm
Toolless Mounting Hardware 61.25in / 1556mm and 64.75in / 1645mm, and 7938 Vertical Mounting Bracket Kit

Dimensions in mm

Rev.	Change	Date	Name
-	-	-	-

Allgemeintoleranzen
General tolerances
-

Oberfläche
Finish
-

	Date	Name
Drawn	19/06/18	SW
Checked	-	-
Approved	-	-

VERTIV™

Werkstoff / Material
-

Gewicht:
Weight: -

Bezeichnung / Description
Monitored, Vertical, 60A, 208V Delta, (12)C13/(12)C19

Zeichnungs-Nr. / Drawing no.
VP8866

Maßstab
Scale
1:6

Verwendet in / Used in
-

Blatt/Sheet
1/1

Weitergabe sowie Vervielfältigung dieser Unterlage, Verwertung und Mitteilung ihres Inhalts nicht gestattet, soweit nicht ausdrücklich zugestanden. Alle Rechte vorbehalten.