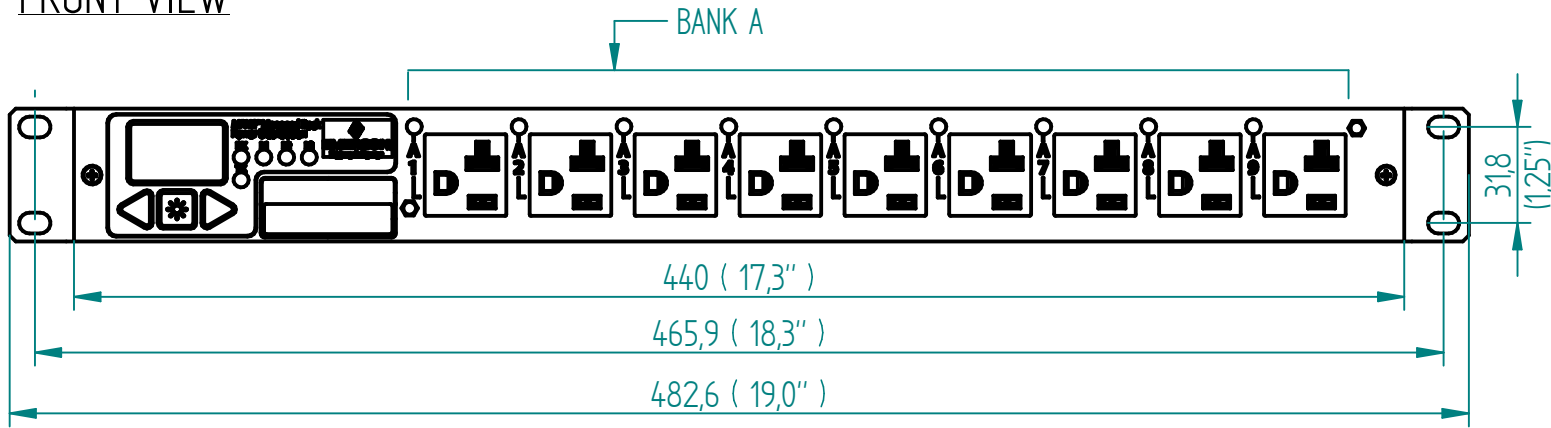


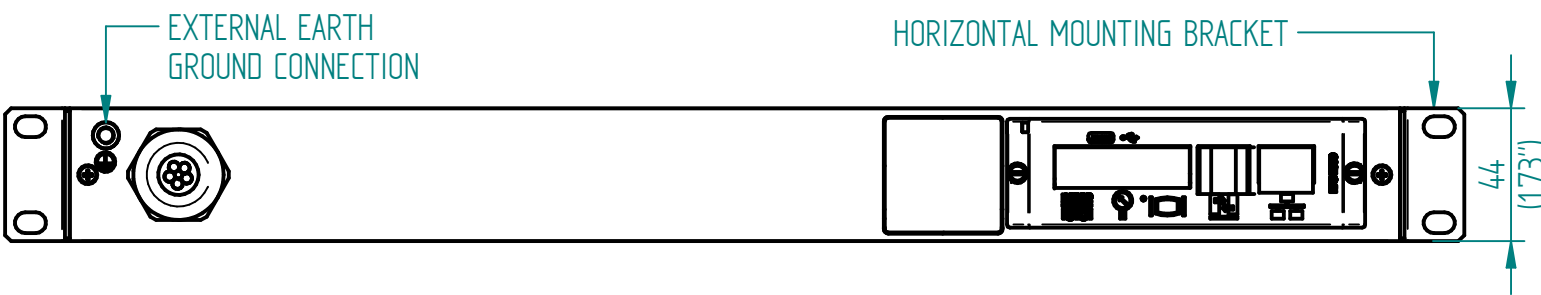
Disclosure and photocopying of this document, exploitation and communication of its contents are not permitted, unless permission is expressly granted. All rights are reserved.

Weitergabe sowie Vervielfältigung dieser Unterlage, Verwertung und Mitteilung ihres Inhalts nicht gestattet, soweit nicht ausdrücklich zugestanden. Alle Rechte vorbehalten.


### FRONT VIEW



### REAR VIEW



### UPPER VIEW



RoHS COMPLIANT

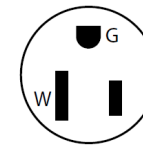
### OUTPUT POWER

BANK	PHASE	RECEPTACLE TYPE (QUANTITY)	VOLTAGE (V)	MAX. CONTINUOUS AMPS (A)	
				PER RECEPTACLE	PER BANK
A	L1	9xNEMA	100-120	12	12

METERING PARAMETER	MEASUREMENT ACCURACY
VOLTAGE	±1 % + 0.1 VAC
CURRENT	±1.5 % + 0.01 A FROM 1 % TO 10 % OF UNIT RATING; ±1 % FROM >10 % TO 125 % OF UNIT RATING

### INPUT POWER

INPUT CORD	INPUT PLUG	WIRE COUNT	FREQUENCY (Hz)	VOLTAGE (V)	RATED AMPS (A)	MAX. CONT. AMPS (A)
10 ft / 3 m	NEMA 5-15P	1/N/PE	50/60	100-120	15	12



NEMA 5-15P  
(15 A, 1/N/PE, 100-120 V)

### AGENCY COMPLIANCE:

- UL certification: UL 60950-1 (2nd), CSA C22.2 No. 60950-1-07
- FCC certification
- CB certification: IEC 60950-1 (2nd)
- "-100" SUFFIX (PSE MODELS): INTERPRETATION OF DENAN TECHNICAL REQUIREMENTS MINISTERIAL ORDINANCE APPENDIX 12, J60950-1(H26), J55022(H2)

### ENVIRONMENTAL RATING:

OPERATING TEMPERATURE: 5 °C - 60 °C (41 °F - 140 °F) NON-CONDENSING, NON-CORROSIVE, 10 % - 90 % RH  
 STORAGE TEMPERATURE: -20 °C - 85 °C (-4 °F - 185 °F)  
 MAX. OPERATING ALTITUDE: 2000 m

### NOTES:

- UNIT DIMENSIONS: 440 mm (17.3") W x 250 mm (9.8") D x 44 mm (1.7") H
- UNIT WEIGHT: 5,3 kg / 11,7 lbs
- SHIPPING DIMENSIONS: 543 mm (21.4") W x 410 mm (16.1") D x 165 mm (6.5") H
- SHIPPING WEIGHT: 5,9 kg / 13 lbs
- (2) MOUNTING BRACKETS SUPPLIED WITH EACH UNIT. BOTH SIDES CAN BE USED TO MOUNT THE PDU.

		Allgemeintoleranzen General tolerances		Oberfläche Finish		Werkstoff / Material		Gewicht: Weight: -	
		-		-		-		-	
Dimensions in mm B 18154 13.06.2017 Petrú		Date		Name		Bezeichnung / Description			
		20/04/16		Racek		<b>MPH2-NRC_5-15P_9A</b> Input and Branch Metered + Outlet Metered/Switched			
		20/04/16		Votýpka					
Approved		-		-		Zeichnungs-Nr. / Drawing no.		Maßstab Scale	
-		-		-		MPHR2201		1:5	
Rev. Change		Date		Name		Verwendet in / Used in		Blatt/Sheet	
-		-		-		-		1/1	

