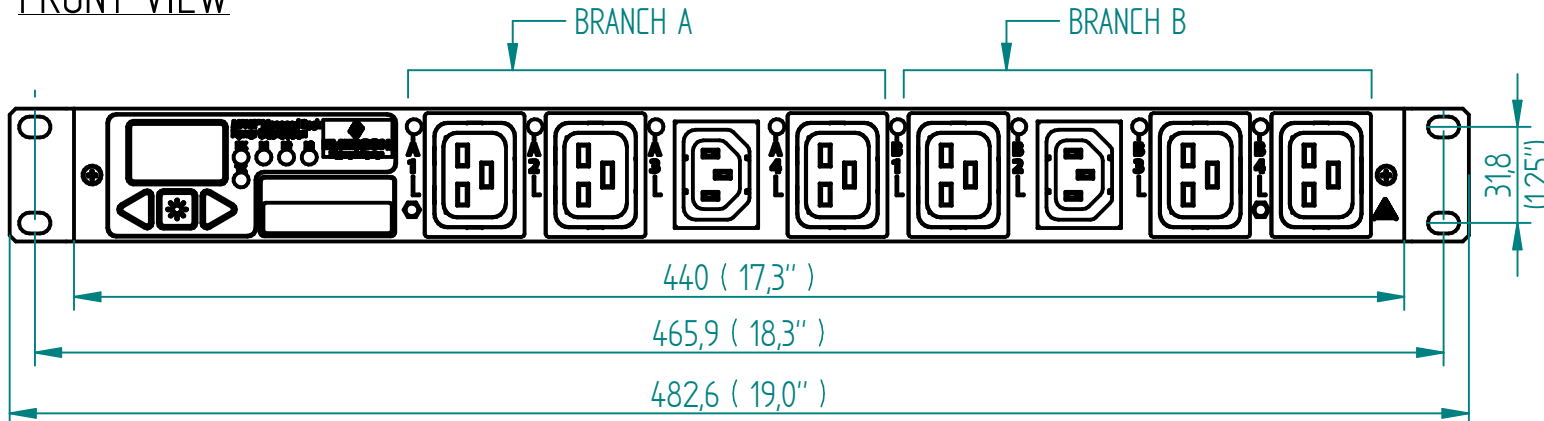


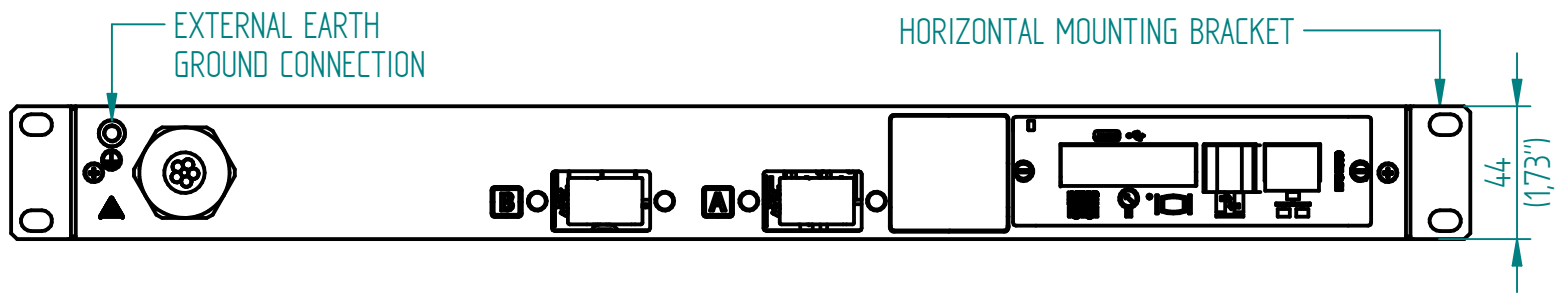
Disclosure and photocopying of this document, exploitation and communication of its contents are not permitted, unless permission is expressly granted. All rights are reserved.

Weitergabe sowie Vervielfältigung dieser Unterlage, Verwertung und Mitteilung ihres Inhalts nicht gestattet, soweit nicht ausdrücklich zugestanden. Alle Rechte vorbehalten.

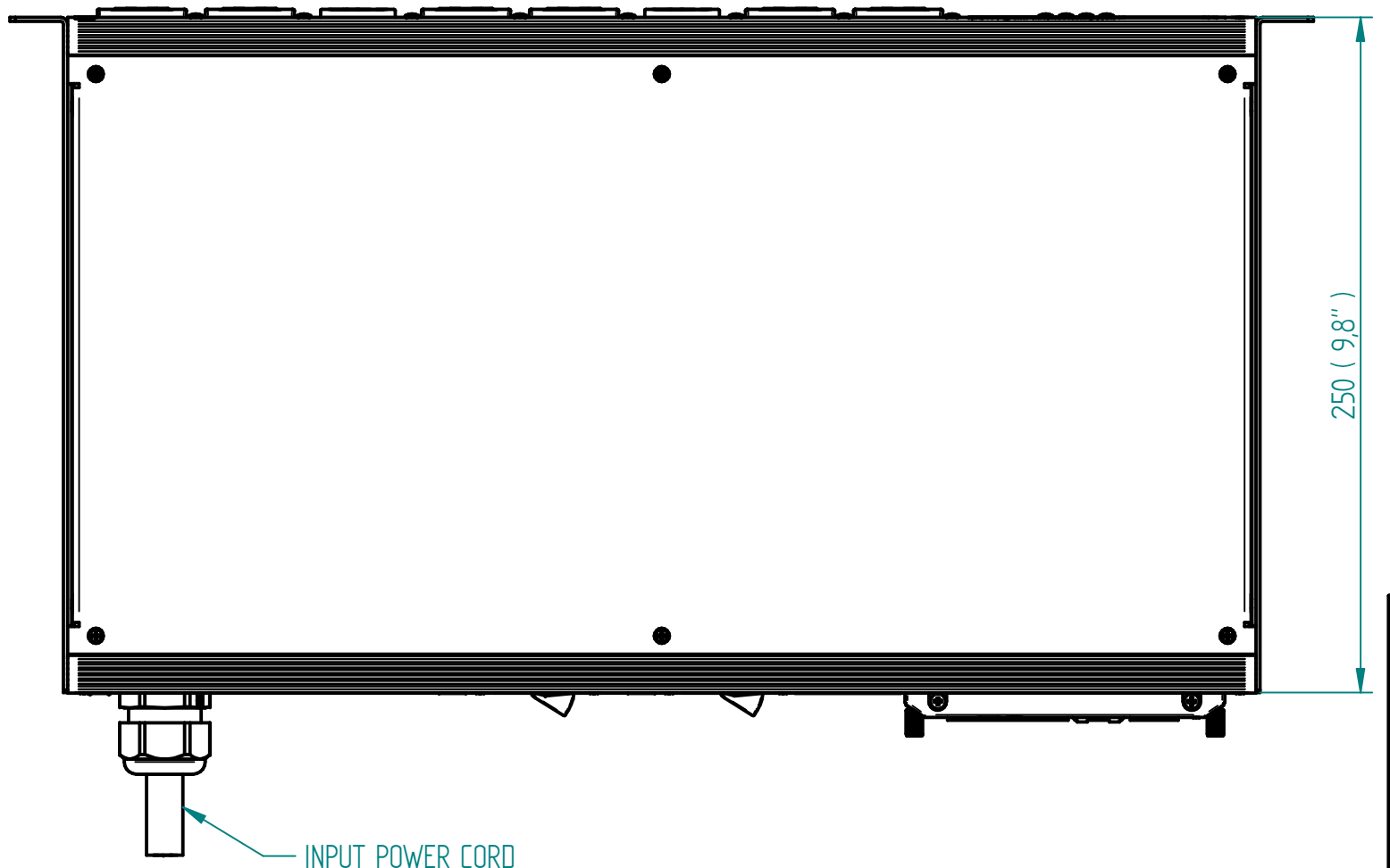
FRONT VIEW



REAR VIEW



UPPER VIEW



INPUT POWER CORD

RoHS COMPLIANT

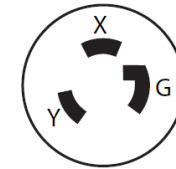
OUTPUT POWER

BRANCH	PHASE	RECEPTACLE TYPE (QUANTITY)	VOLTAGE (V)	MAX. CONTINUOUS AMPS (A)	
				PER RECEPTACLE	PER BRANCH
A	L1-L2	1xC13, 3xC19	200-240	12/16	16
B	L1-L2	1xC13, 3xC19	200-240	12/16	16

METERING PARAMETER	MEASUREMENT ACCURACY
VOLTAGE	±1 % + 0.1 VAC
CURRENT	±1.5 % + 0.01 A FROM 1 % TO 10 % OF UNIT RATING; ±1 % FROM >10 % TO 125 % OF UNIT RATING

INPUT POWER

INPUT CORD	INPUT PLUG	WIRE COUNT	FREQUENCY (Hz)	VOLTAGE (V)	RATED AMPS (A)	MAX. CONT. AMPS (A)
10 ft / 3 m	NEMA L6-30P	2/PE	50/60	200-240	30	24



NEMA L6-30P
(30 A, 2/PE, 200-240 V)

AGENCY COMPLIANCE:

- UL certification: UL 60950-1 (2nd), CSA C22.2 No. 60950-1-07
- FCC certification
- CB certification: IEC 60950-1 (2nd)
- "-100" SUFFIX (PSE MODELS): INTERPRETATION OF DENAN TECHNICAL REQUIREMENTS MINISTERIAL ORDINANCE APPENDIX 12, J60950-1(H26), J55022(H2I)

ENVIRONMENTAL RATING:

OPERATING TEMPERATURE: 5 °C - 60 °C (41 °F - 140 °F) NON-CONDENSING, NON-CORROSIVE, 10 % - 90 % RH
 STORAGE TEMPERATURE: -20 °C - 85 °C (-4 °F - 185 °F)
 MAX. OPERATING ALTITUDE: 2000 m

NOTES:

- UNIT DIMENSIONS: 440 mm (17.3") W x 250 mm (9.8") D x 44 mm (1.7") H
- UNIT WEIGHT: 5,3 kg / 11,7 lbs
- SHIPPING DIMENSIONS: 543 mm (21.4") W x 410 mm (16.1") D x 165 mm (6.5") H
- SHIPPING WEIGHT: 5,9 kg / 13 lbs
- (2) MOUNTING BRACKETS SUPPLIED WITH EACH UNIT. BOTH SIDES CAN BE USED TO MOUNT THE PDU.

		Allgemeintoleranzen General tolerances		Oberfläche Finish		Werkstoff / Material		Gewicht: Weight: -	
		-		-		-		-	
Dimensions in mm Rev. Change Date Name		Date		Name		Bezeichnung / Description MPH2-NCC_L6-30P_2N-60 Input and Branch Metered + Outlet Switched Zeichnungs-Nr. / Drawing no. MPHC2312 Verwendet in / Used in -			
		27/05/16		Racek					
		27/05/16		Votýpka					
Approved		-		-		Maßstab Scale 1:5		Blatt/Sheet 1/1	
B 18154 13.06.2017 Petrú									
Rev. Change Date Name									