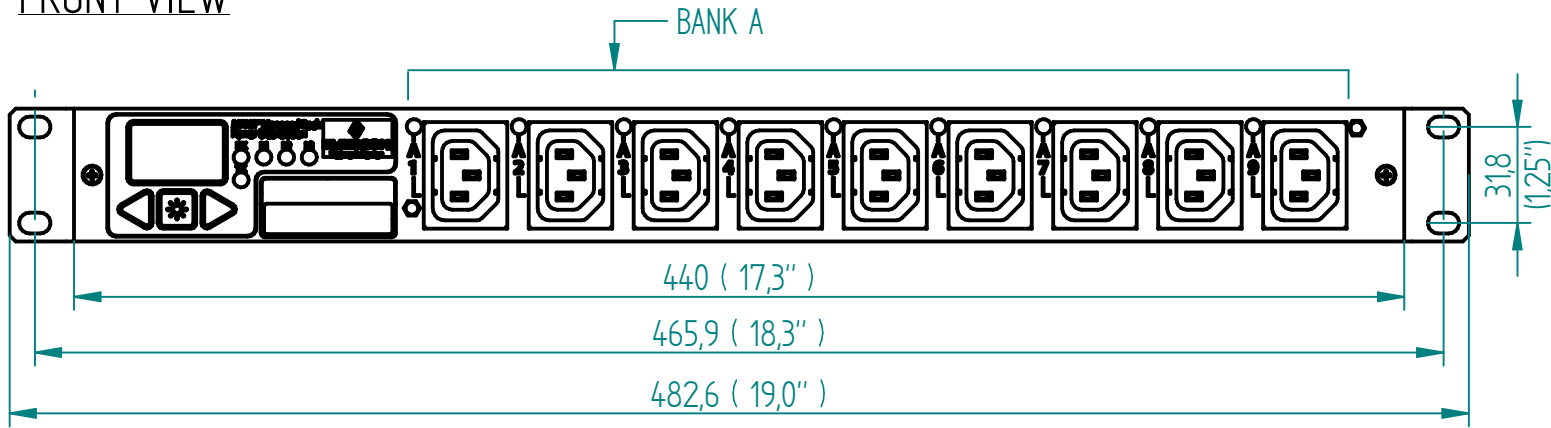


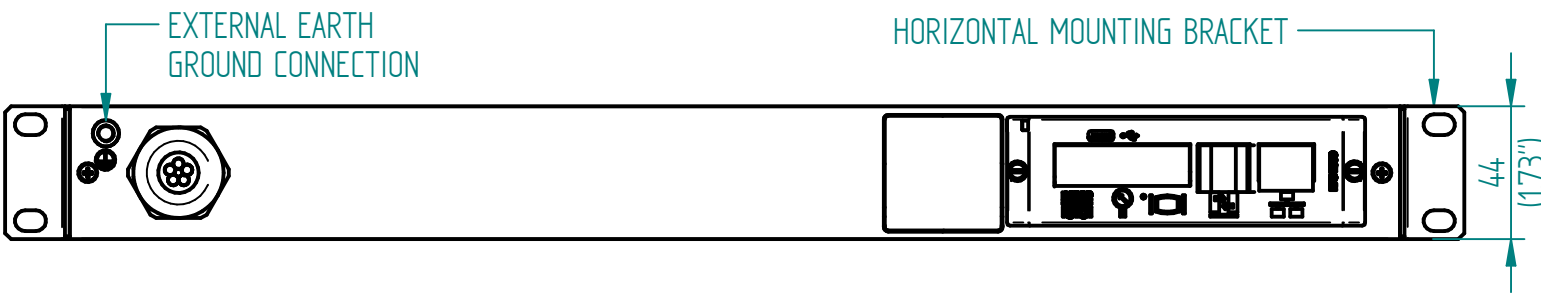
Disclosure and photocopying of this document, exploitation and communication of its contents are not permitted, unless permission is expressly granted. All rights are reserved.

Weitergabe sowie Vervielfältigung dieser Unterlage, Verwertung und Mitteilung ihres Inhalts nicht gestattet, soweit nicht ausdrücklich zugestanden. Alle Rechte vorbehalten.

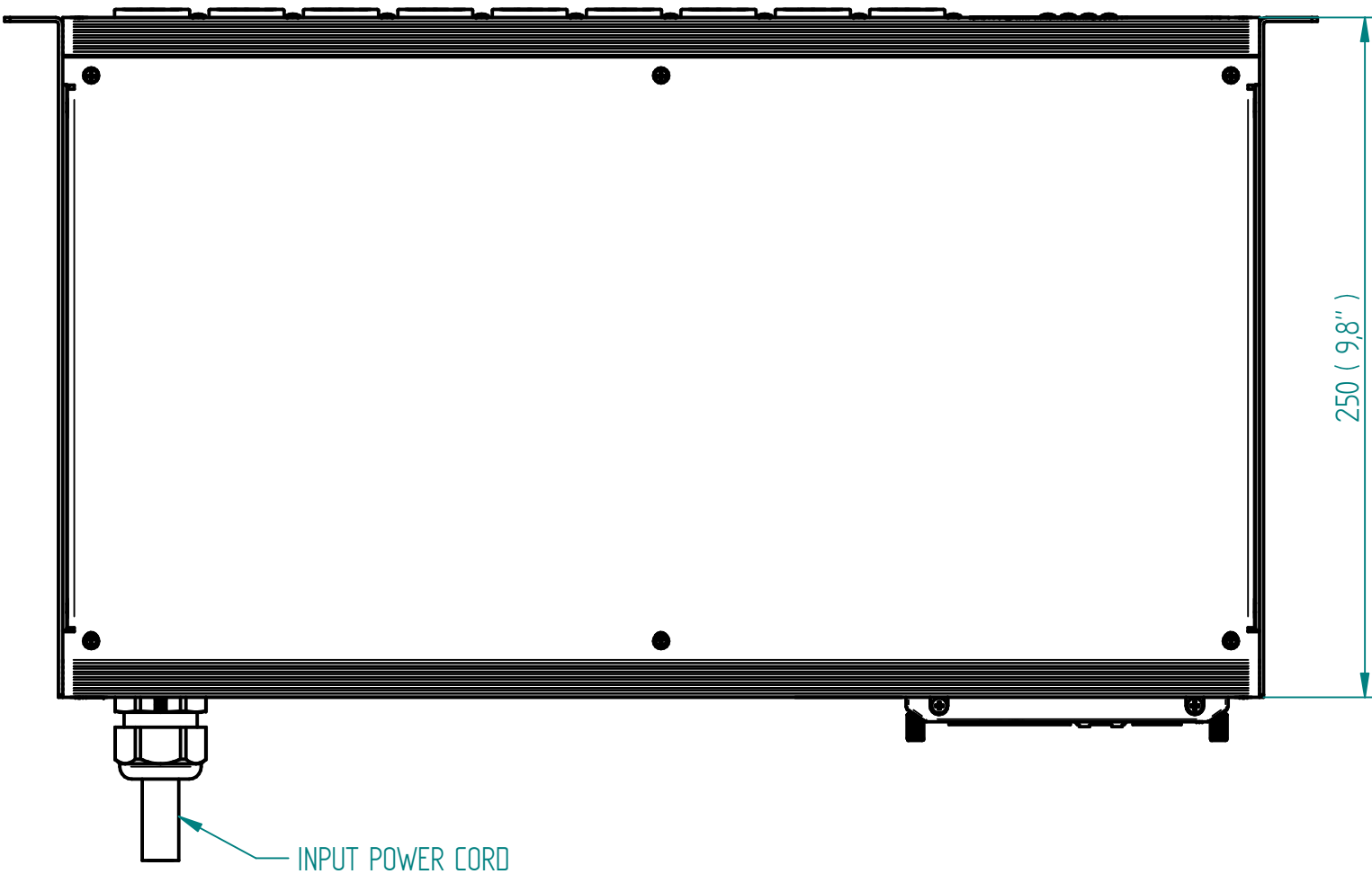
FRONT VIEW



REAR VIEW



UPPER VIEW



INPUT POWER CORD

RoHS COMPLIANT

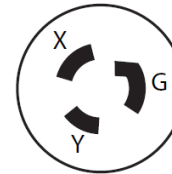
OUTPUT POWER

BANK	PHASE	RECEPTACLE TYPE (QUANTITY)	VOLTAGE (V)	MAX. CONTINUOUS AMPS (A)	
				PER RECEPTACLE	PER BANK
A	L1-L2	9xI3	200-240	12	16

METERING PARAMETER	MEASUREMENT ACCURACY
VOLTAGE	±1 % + 0.1 VAC
CURRENT	±1.5 % + 0.01 A FROM 1 % TO 10 % OF UNIT RATING; ±1 % FROM >10 % TO 125 % OF UNIT RATING

INPUT POWER

INPUT CORD	INPUT PLUG	WIRE COUNT	FREQUENCY (Hz)	VOLTAGE (V)	RATED AMPS (A)	MAX. CONT. AMPS (A)
10 ft / 3 m	NEMA L6-20P	2/PE	50/60	200-240	20	16



NEMA L6-20P
(20 A, 2/PE, 200-240 V)

AGENCY COMPLIANCE:

- UL certification: UL 60950-1 (2nd), CSA C22.2 No. 60950-1-07
- FCC certification
- CB certification: IEC 60950-1 (2nd)
- "-100" SUFFIX (PSE MODELS): INTERPRETATION OF DENAN TECHNICAL REQUIREMENTS MINISTERIAL ORDINANCE APPENDIX 12, J60950-1(H26), J55022(H2I)

ENVIRONMENTAL RATING:

OPERATING TEMPERATURE: 5 °C - 60 °C (41 °F - 140 °F) NON-CONDENSING, NON-CORROSIVE, 10 % - 90 % RH
 STORAGE TEMPERATURE: -20 °C - 85 °C (-4 °F - 185 °F)
 MAX. OPERATING ALTITUDE: 2000 m

NOTES:

1. UNIT DIMENSIONS: 440 mm (17.3") W x 250 mm (9.8") D x 44 mm (1.7") H
2. UNIT WEIGHT: 5,3 kg / 11,7 lbs
3. SHIPPING DIMENSIONS: 543 mm (21.4") W x 410 mm (16.1") D x 165 mm (6.5") H
4. SHIPPING WEIGHT: 5,9 kg / 13 lbs
5. (2) MOUNTING BRACKETS SUPPLIED WITH EACH UNIT. BOTH SIDES CAN BE USED TO MOUNT THE PDU.

		Allgemeintoleranzen General tolerances		Oberfläche Finish		Werkstoff / Material		Gewicht: Weight: -	
		-		-		-		-	
Dimensions in mm Rev. Change Date Name		Date		Name		Bezeichnung / Description MPH2-NCC_L6-20P_9N Input and Branch Metered + Outlet Switched Zeichnungs-Nr. / Drawing no. MPHC2111 Verwendet in / Used in -			
		20/05/16		Racek					
		20/05/16		Votýpka					
18154		13.06.2017		Petrů		Maßstab Scale 1:5		Blatt/Sheet 1/1	
B		18154		13.06.2017		Petrů		-	
Rev.		Change		Date		Name		-	

