



## Vertiv™ Liebert® GXT5 UPS

1500 - 10000VA 230V

International Models.  
Intelligent and Efficient UPS  
for Protection of Your  
Mission-Critical Applications.



## *Largest Rack Mount Capacity Available in an Intelligent, Efficient UPS for Protection of Mission-Critical Applications*

**The Vertiv™ Liebert® GXT5 UPS is an online double conversion UPS solution which offers premium power outage protection and continuous power conditioning in a compact and flexible rack/tower form factor.**

The Vertiv Liebert GXT5 single-phase UPS operates with high power efficiency, making it ideally suited to protect critical infrastructure in both centralized and edge network applications.

Now available in higher capacity ratings of 16 and 20 kVA the GXT5 UPS allows for highly reliable single UPS installations minimizing required rack space and supporting more IT equipment loads.

Scalable runtime options with matching external battery cabinets offer additional flexibility when extended uninterrupted power is required.

Plus, the Vertiv Liebert GXT5 provides battery health status and replacement date prediction for intelligent battery health management.

The UPS system is easy to deploy and maintain due to its user-friendly LCD interface and remote management capabilities supported by the Vertiv RDU101 communications card which makes the Vertiv Liebert GXT5 compatible with Vertiv infrastructure management solutions such as LIFE™ Services, environmental sensors, Vertiv Power Insight, and more.

With market leading efficiency and unity power factor operation, the Vertiv Liebert GXT5 will meet your critical application needs. And you can rest assured that your business is protected with this Vertiv solution that includes a standard, two-year advanced exchange product warranty.

### What's in the box

- UPS
- Tower Stand
- USB Cable
- Quick Start Guide
- Safety Manual
- Vertiv™ Power Insight Management Software (free download from Vertiv.com)
- RDU101 networking card factory installed on select models



## Vertiv™ Liebert® GXT5 Features

### Leading UPS Technology

- High output power factor up to 1.0
- Full-color graphic LCD with gravity sensing orientation
- External battery cabinets with auto-detection
- Parallel or redundant operation capability
- Battery health status and replacement date prediction
- Remote management, update, and configuration capabilities
- Optimized thermal management and variable speed fan for peak efficiency and noise reduction

### Efficient and Green Product

- High efficiency in online mode
- Energy Star 2.0 certified
- Even higher efficiency (up to 98%) in Active ECO mode
- Compliance with Restriction of Hazardous Substances (RoHS) directive and the Registration, Evaluation, Authorization and Restriction of Chemicals (REACH) regulation

### Solutions Wide

- Compact rack/tower design
- Broad range of services and extended warranty
- Easy to install, configure and operate
- Vertiv™ RDU101 network communications card with advanced features
- Compatibility with SN series environmental sensors
- Integrated dry-contacts with selectable definition
- Free Vertiv Power Insight management software
- Serial port for out-of-band management with Avocent® serial consoles
- Automatic internal bypass
- Integrated maintenance bypass POD on select models

## Vertiv™ Liebert® GXT5 Features

**Compact rack/tower design**  
Space-saving UPS provides rack space optimization and flexible installation.

**High power factor (1.0)**  
More usable power enables more connected loads saving space and costs.

**Efficiency (up to 95%) in online mode**  
Energy Star 2.0 certification. Higher efficiency means an optimized energy management and lower heat dissipation, for energy savings and improved reliability.

**Parallel/redundant operation capability 2+1**  
For 10, 16 or 20 kVA models, configurations up to 2+1 redundancy support maximum availability and enables growth as load demand increases.

**Colored graphic LCD with gravity sensitive orientation**  
User-friendly interface provides insight to UPS status for easy installation, configuration and operation.

**Integrated Battery**  
With self-test and detection capability

**Battery Cabinets with auto-detection**  
Be confident the UPS is set up correctly to report available runtime when used with external battery cabinets.

**Efficiency (up to 98%) in Active ECO mode**  
Superior protection with maximum efficiency.

**Product warranty**  
Comprehensive coverage through a standard two-year advanced exchange warranty.

## How You Benefit from the Vertiv™ Liebert® GXT5 UPS

### Designed for high availability



- Higher power factor (1.0) ensures the connection of more loads and IT equipment
- Available rack mount maintenance bypass solution eliminates the need to power down connected equipment (16-20) kVA
- Device can be swapped during operation without powering down connected equipment thanks to manual bypass pod integrated in the device (removable connection box), (5-10) kVA
- Optional output distribution POD for flexibility of connected equipment needs
- Hot-swappable, user-replaceable battery modules minimize downtime
- LIFE™ Services helps to enhance uptime, as well as operational efficiency with continuous remote monitoring, expert analysis, and proactive response
- Automatic programmable battery self-test

### User-friendly installation and operation



- Easy-to-read, gravity-sensing graphical color display
- Intuitive user interface for local configuration and management
- Support for the Vertiv suite of remote management tools (Vertiv® Power Insight, RDU101 network interface card, and serial connectivity support)
- Auto-detection of external battery cabinets enables faster deployment and accurate runtime information
- Remote UPS firmware upgrade capability ensures the UPS has the latest features and enhancements

### Longer service life and runtime of the batteries



- Extended runtimes provided by the addition of external battery cabinets
- Improved battery care by temperature-compensated battery charging
- Intelligent battery health management ensures a longer service life (optimized battery maintenance and replacement when needed)

### Optimized energy and capacity management



- Active ECO operating mode with up to 98% efficiency
- Efficiency in online double conversion mode up to 95%
- Energy Star 2.0 certified

### Seamless connectivity



- Four onboard, user-definable dry contact I/O for integration of support management systems
- Supports SNMP, web, and environmental sensors with the optional RDU101 communications card
- Serial connection for integration of Avocent® ACS product or direct serial management and control of the UPS

## Technical Specifications 1500VA - 10000VA

	GXT5-1500IRT2UXL	GXT5-2000IRT2UXL	GXT5-3000IRT2UXL	GXT5-6000IRT5UXL	GXT5-10KIRT5UXL
Ratings (VA/W)	1500 VA / 1500 W	2000 VA / 2000 W	3000 VA / 3000 W	6000 VA / 6000 W	10000 VA / 10000 W
<b>Dimensions, inches (mm)</b>					
Unit W x D x H	16.9×18.5×3.3 (430×470×85)	16.9×18.5×3.3 (430×470×85)	16.9×18.5×3.3 (430×470×85)	16.9×24.8×8.5 (430×630×394)	16.9×24.8×8.5 (430×630×394)
<b>Weight, pounds (kg)</b>					
Unit	46 (21)	46 (21)	62 (28.2)	298 (135.2)	298 (135.2)
<b>Input AC Parameters</b>					
Operating Frequency, Nominal	40-70Hz; Auto Sensing	40-70Hz; Auto Sensing	40-70Hz; Auto Sensing	50 or 60Hz (Factory Default is 50)	50 or 60 Hz (factory-default is 50 Hz)
Voltage Range	Typical 230 VAC   115-288V	Typical 230 VAC   115-288V	Typical 230 VAC   115-288V	230 VAC	230 VAC
Input Wiring	IEC 60320 C14 input socket	IEC 60320 C20 input socket	IEC 60320 C20 input socket	Hardwire	Hardwire (common or split bypass)
<b>Output AC Parameters</b>					
Output Receptacles	IEC60320-C13 × 8	IEC60320-C13 × 8	IEC60320-C13 × 6 IEC60320-C19 × 1	Hardwire 2 (C19), 6 (C13)	Hardwire 4 (C19), 4(C13)
Factory-default VAC Frequency	200/208/220/230/240VAC (user-configurable); ±3%	200/208/220/230/240VAC (user-configurable); ±3%	200/208/220/230/240VAC (user-configurable); ±3%	230 VAC 50Hz or 60Hz, Nominal	230 VAC 50Hz or 60Hz, Nominal
Waveform (On Battery)	Sinewave	Sinewave	Sinewave	Sinewave	Sinewave
Utility (AC) Mode Overload	>200% for 250ms; 150- 200% for 2 seconds; 125- 150% for 50 seconds; 105-125% 60	>200% for 250ms; 150- 200% for 2 seconds; 125- 150% for 50 seconds; 105-125% 60	>200% for 250ms; 150- 200% for 2 seconds; 125- 150% for 50 seconds; 105-125% 60	>150% for Minimum 200ms; 125 - 150% for 60 seconds; 105-125% 5 Minutes; ≤105 % Continuous	>150% for Minimum 200ms; 125 - 150% for 60 seconds; 105-125% 5 Minutes; ≤105 % Continuous
<b>Battery</b>					
Type	Valve-regulated, non-spillable, lead acid	Valve-regulated, non-spillable, lead acid	Valve-regulated, non-spillable, lead acid	Valve-regulated, non-spillable, lead acid	Valve-regulated, non-spillable, lead acid
Backup Time (100% Load)	5.6 Minutes	3.2 Minutes	3.3 Minutes	5.5 Minutes	2 Minutes
Backup Time (50% Load)	16.3 Minutes	10.7 Minutes	10.8 Minutes	14.5 Minutes	7 Minutes
+1 External Battery Cabinet (100% Load)	28.2 Minutes	18.8 Minutes	19.1 Minutes	14.5 Minutes	7 Minutes
+1 External Battery Cabinet (50% Load)	70.2 Minutes	47.1 Minutes	47.5 Minutes	38.5 Minutes	19 Minutes
<b>Environmental Requirements</b>					
Operating Temperature, °F (°C)	+32 to +104 (0 to 40) (no derating)	+32 to +104 (0 to 40) (no derating)	+32 to +104 (0 to 40) (no derating)	+32 to +104 (0 to 40) (no derating)	+32 to +104 (0 to 40) (no derating)
Storage Temperature, °F (°C)	+5 to +104 (-15 to 40)	+5 to +104 (-15 to 40)	+5 to +104 (-15 to 40)	+5 to +122 (-15 to 50)	+5 to +122 (-15 to 50)
Relative Humidity	0% to 95%, non-condensing	0% to 95%, non-condensing	0% to 95%, non-condensing	0% to 95%, non-condensing	0% to 95%, non-condensing
Operating Elevation	Up to 10,000 ft (3,000 m)	Up to 10,000 ft (3,000 m)	Up to 10,000 ft (3,000 m)	Up to 10,000 ft (3,000 m) at 77°F (25°C) without derating	Up to 10,000 ft (3,000 m) at 77°F (25°C) without derating
Audible Noise	<46dBA max at 1m front and sides <43dBA at 1m rear	<48dBA max at 1m front and side <48dBA max at 1m rear	<48dBA max at 1m front and side <48dBA max at 1m rear	<55 dBA, at 1 meter from the rear <50 dBA, at 1 meter from the front or sides	<55 dBA, at 1 meter from the rear <50 dBA, at 1 meter from the front or sides
<b>Agency</b>					
Surge Immunity	ANSI C62.41 Category B	ANSI C62.41 Category B	ANSI C62.41 Category B	IEC/EN EN61000-4-5, Level 3, Criteria A	IEC/EN EN61000-4-5, Level 3, Criteria A
Transportation	ISTA Procedure 1A	ISTA Procedure 1A	ISTA Procedure 1A	ISTA Procedure 1E	ISTA Procedure 1E
Safety	EN 62040-1:2008+A1:2013	EN 62040-1:2008+A1:2013	EN 62040-1:2008+A1:2013	IEC62040-1:2008 version, GS mark	IEC62040-1:2008 version, GS mark
Emissions	EN 62040-2:2006 EN 61000-3-2:2014 EN 61000-3-3:2013	EN 62040-2:2006 EN 61000-3-2:2014 EN 61000-3-3:2013	EN 62040-2:2006 EN 61000-3-2:2014 EN 61000-3-3:2013	IEC/EN/AS 62040-2 2nd Ed (Cat 2)	IEC/EN/AS 62040-2 2nd Ed (Cat 2)
Environmental	WEEE and ROHS2 REACH	WEEE and ROHS2 REACH	WEEE and ROHS2 REACH		



## Vertiv™ VR Rack

Supports a wide variety of equipment and gives you the flexibility you need with easy installation

## Vertiv™ Geist™ rPDU

Reliably distributes power to the rack, supporting dynamic data center operations and DCIM

## Vertiv™ SwitchAir™

Prevents overheating of network switches by directing cool air to switch intakes, keeping hot exhaust air out

## Vertiv™ ACS Console

Enables integrated remote monitoring, out-of-band management, and IoT connectivity

## Vertiv™ KVM Switch

Enables single-point access for switching between multiple computers

## Vertiv™ Rack Cooling

Provides energy-efficient cooling close to the IT equipment and UPS units

## Vertiv™ Liebert® GXT5

Helps protect mission-critical equipment from all power disturbances due to blackouts, brownouts, sags, surges or noise interference

## Accessories

**Racks and enclosures:** Support a wide variety of equipment with the Vertiv™ VR Rack including servers, storage, switches, routers, PDUs, UPS units, console port servers, and KVM switches.

**Rails and mounting hardware:** Install equipment with a four-post rail kit and hardware for mounting in a 19- or 23-inch rack or choose a two-post telecom rack for front- or mid-chassis, wall, or Zero U configuration.

**Rack mount PDUs:** For basic or intelligent power distribution that helps prevent overloaded circuits in the data center, choose from products such as upgradable PDUs, inline power meters, transfer switches, and monitoring sensors.

**Extended battery modules:** Enable scalable runtime for support during extended power outage situations by adding reliable power and protection to new or existing deployments.

**Environmental sensor:** Maintain knowledge of remote environments with temperature, humidity and leak detection, or monitor available dry-contact sensors for security access control or smoke detection.

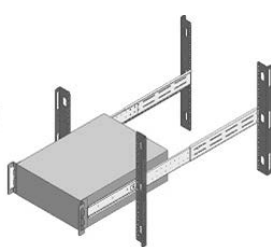
## Available Accessories for the Vertiv™ Liebert® GXT5 UPS

### External battery cabinets and replacement battery kits

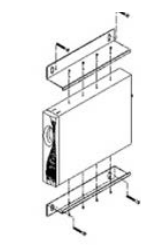
UPS	External battery cabinets	Replacement battery kits
GXT5-1500IRT2UXL	GXT5-EBC48VRT2U	GXT5-9A48BATKIT
GXT5-2000IRT2UXL	GXT5-EBC48VRT2U	GXT5-9A48BATKIT
GXT5-3000IRT2UXL	GXT5-EBC72VRT2U	GXT5-9A72BATKIT
GXT5-6000IRT5UXL	GXT5-EBC192VRT3U	GXT5-192VBATKIT
GXT5-10KIRT5UXL	GXT5-EBC192VRT3U	GXT5-192VBATKIT



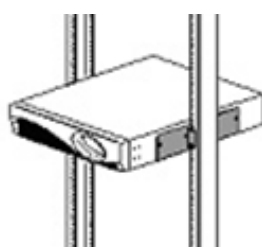
2POSTRMKIT



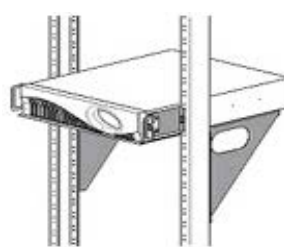
Rack Slide Kits for all Liebert®  
GXT5 Rack Tower Models



Wall Mount Bracket  
Kit



2UTELECOMRKIT



Rack Shelves -  
Center mount shown



Standard Kit included  
inside the UPS box

### Mounting Kit Options

Application	Model Supported	Style	Model	Description
2 Post- Telecom rack	Entire GXT5 UPS family (500VA to 10kVA)	Shelf	RS500	Flush-mount shelf for 19" rack wide
		Shelf	RS600	Center-mount shelf for 19" rack wide
		Shelf	RS700	Flush-mount shelf for 23" rack wide
		Shelf	RS800	Center-mount shelf for 23" rack wide
	GXT5 up to 3kVA	Bracket	2UTELECOMRKIT	Only center-mount bracket for 19" rack wide
		Bracket	2POSTRMKIT	Front flush/ center-mount bracket - 4-piece design
Wall Mount	GXT5 up to 3kVA	Bracket	WMBKT2U	Wall mount bracket holds (1) GXT5 2U or (1) PS15 2U product, steel painted black
		Bracket	WMBKT2USS	Wall mount bracket holds (1) GXT5 2U or (1) PS15 2U product, stainless steel
4 Post rack	Entire GXT5 UPS family (500VA to 10kVA)	Bracket	RMKIT18-32	Cabinet/racks with 18" - 32" deep support rails - Telescopic rail

Note: RS600 and RS800 kits include adapter brackets for installation of up to (2) Liebert GXT5 2U model

### Network communications and environmental sensors (standard on 6000 and 10000VA models)

Network Communications	RDU101	Intellislot web card for SNMP and web management. Supports environmental sensors.
	IS-RELAY	Intellislot Interface Kit for Relay Contacts
Environmental Sensors (Compatible with optional Vertiv™ Liebert® network card RDU 101)	SN-Z01	Integrated cable with single temperature sensor
	SN-Z02	Integrated cable with three temperature sensors
	SN-Z03	Integrated cable with three temperature and one humidity sensors
	SN-T	Modular with single temperature sensor
	SN-TH	Modular with single temperature and single humidity sensor
	SN-2D	Modular with two door contact inputs
	SN-3C	Modular with three dry contact inputs
	SN-L20	Modular leak zone sensor with 20 foot cable (Vertiv Liebert RDU-S only)
UPS manageability options	Vertiv™ Power Insight Software Management	Vertiv Power Insight is a complimentary web-based software designed to monitor up to 100 Vertiv™ UPSs and Vertiv™ rPDUs



**Vertiv.com** | Vertiv Headquarters, 1050 Dearborn Drive, Columbus, OH, 43085, USA

© 2022 Vertiv Group Corp. All rights reserved. Vertiv™ and the Vertiv logo are trademarks or registered trademarks of Vertiv Group Corp. All other names and logos referred to are trade names, trademarks or registered trademarks of their respective owners. While every precaution has been taken to ensure accuracy and completeness here, Vertiv Group Corp. assumes no responsibility, and disclaims all liability, for damages resulting from use of this information or for any errors or omissions. Specifications, rebates and other promotional offers are subject to change at Vertiv's sole discretion upon notice.