




Vertiv™ PowerIT Rack PDUs

Power Perfectly Configured
for Your IT Application



Vertiv™ PowerIT Rack PDUs

Unmatched Reliability, Ultimate Versatility, and Peace of Mind

Enhance Business Agility, Efficiency and Availability with Vertiv™ PowerIT Rack PDUs

Data center investments are sizable, and each component of the power chain from the facility entrance to the rack power distribution is crucial to enabling equipment availability. Enable your IT investment and your business to stay protected with the Vertiv™ PowerIT family of Rack PDU (rPDU) offerings.

The next generation of rPDUs provides the industry's highest availability and most intelligent power monitoring and distribution — complete with simplified energy management, a future-proof design, and cost savings that allows your data center and your business — can operate at peak efficiency.

Our complete portfolio of rPDUs offer value beyond power distribution. They easily integrate with your data center infrastructure management systems to make your organization more resilient, enhance your business and provide the technological support you need to grow your company.



Power

Monitor

Integrate

Basic rPDUs

Vertiv™ PowerIT Basic Rack PDUs (rPDUs) offer reliable, space saving, and cost-effective power distribution at the rack. Our Basic rPDUs meet a broad range of power distribution requirements for all IT applications.

Intelligent rPDUs

Vertiv™ PowerIT offers a wide range of monitored and switched rPDUs equipped with a network interface to allow for remote monitoring, management, and automated alerts. Vertiv™ PowerIT rPDUs offer important insights on how to improve data center energy efficiency while enabling you to prevent downtime, providing notifications when user-specified thresholds for power and environmental conditions are breached.

At a Glance

Color

Black powder coat finish.

Red, Orange, Yellow, Green, Blue, White available on Configure-to-Order units.

Configure-to-Order and Engineer-to-Order Capabilities

Engineered-to-order units allow further customization, including colored chassis options, alongside varying power and receptacle configurations. Contact your Vertiv sales team for more information.

Warranty

5-Year limited warranty

Certifications*

- RoHS
- Assessed to EN 60950 for CE
- Assessed to EN 55032 and
- EN 55024 for CE
- UL & c-UL Listed 62368
- FCC Part 15 Class A Conformance

*Certifications vary by model. Refer to the product data sheet for specific regulatory information.



Outlet Control

Address unresponsive equipment or increase runtime of critical equipment upon power failure with outlet-level control.



Upgradable & Hot-Swappable

Easily update your rPDU's monitoring capabilities to adapt to latest technologies and changing business needs.



Environmental Monitoring

Proactively monitor environmental conditions within the cabinet to maintain optimal operating conditions. A variety of sensors are available to meet your needs including temperature, humidity, airflow, door position, flood detection and more.



Alternating Outlets

Simplify circuit/phase balancing and cable management with color coded alternating outlets.



Combination Outlet C13 / C19

C13 and C19 in one. Provides the flexibility to connect C14 and C20 plugs in the same outlet. High retention color coded outlets are P-Lock cable compatible.



U-Lock

Secure power cords and avoid accidental disconnections. Receptacles are color-coded by circuit for instant identification.



Vertiv™ Intelligence Director

Daisy-chain up to 50 devices on a single IP address. Reduce deployment time with self-configuration of downstream devices.



High Temperature Grade

Up to 60°C working ambient variants for high temperature environments.



Remote Connectivity

Access the rPDU remotely via the network interface or serial connection to monitor power consumption and configure user-defined alert notifications to prevent downtime.



Fault-Tolerant Daisy Chaining

Simplifies intelligent rPDU connectivity and maintains data is reported even when a break in the network chain occurs.



Gigabit Ethernet Speed

Allows 1Gb connections directly to the rPDU, reducing the need for additional equipment.



LCD Display

Provision the PDU locally via the high visibility display. The internal orientation sensor intelligently adjusts the orientation based on horizontal or vertical installation.



Enhanced Security

Includes secure boot utilizing a hardware-based trust anchor to provide protection for data and operations.



IMD Power Sharing

Extend redundancy in the rack down to the IMD with the power-sharing port, connecting two IMDs and providing backup power in the event of a power loss.



Power Monitoring 1% accuracy

Allows data center managers to accurately monitor input and outlet level power usage with 1% monitoring accuracy tested to ANSI and IEC standards.



Universal Input

A universal input with a pivoting connector simplifies IT power infrastructure deployments by enabling users to standardize on a single rPDU globally.



Made to Stock Reference PDU Models:

Model	rPDU Type	rPDU Sub-Type	Horizontal /Vertical	Volts	Amps	Max kVA	Plug Type	Socket QTY/ Type	Max Operating Temp*	VI Director	RCM-B
VP7552	Basic	Standard	V	230V	16A	3.6kVA	C20 Inlet	(20) C13 / (4) C19	45°C	N/A	NO
VP7553	Basic	Standard	V	230V	32A	7.3kVA	1P+N+E(IP44)	(20) C13 / (4) C19	45°C	N/A	NO
VP7557	Basic	Standard	V	230/400V	16A	11kVA	3P+N+E (IP44)	(36) C13 / (6) C19	45°C	N/A	NO
VP4G20AD	Monitored	Unit Level	V	230V	16A	3.6kVA	C20 Inlet	(18) C13 / (2) C19	60°C	YES	NO
VP4G30AR	Monitored	Unit Level	V	230V	32A	7.3kVA	1P+N+E(IP44)	(36) C13 / (6) C19	60°C	YES	NO
VP4G30AK	Monitored	Unit Level	V	230V	32A	7.3kVA	1P+N+E(IP44)	(36) Combination C13/C19	60°C	YES	NO
VP6G30A9	Monitored	Outlet Level	V	230V	32A	7.3kVA	1P+N+E (IP44)	(30) U-Lock C13 / (6) U-Lock C19	60°C	YES	NO
VP4G20AE	Monitored	Unit Level	V	230/400V	16A	11kVA	3P+N+E (IP44)	(36) C13 / (6) C19	60°C	YES	NO
VP4G20AB	Monitored	Unit Level	V	230/400V	16A	11kVA	3P+N+E (IP44)	(36) Combination C13/C19	60°C	YES	YES
VP4G30AS	Monitored	Unit Level	V	230/400V	32A	22kVA	3P+N+E (IP44)	(30) C13 / (12) C19	60°C	YES	NO
VP4G30AF	Monitored	Unit Level	V	230/400V	32A	22kVA	3P+N+E(IP44)	(36) Combination C13/C19	60°C	YES	NO
VP4G30AP	Monitored	Unit Level	V	230/400V	32A	22kVA	3P+N+E(IP44)	(36) Combination C13/C20	60°C	YES	YES
VP7G30AH	Switched	Outlet Level	V	230/400V	32A	22kVA	3P+N+E(IP44)	(36) Combination C13/C20	60°C	YES	NO
VP5G20AG	Switched	Unit Level	V	230V	16A	3.6kVA	C20 Inlet	(21) U-Lock C13 / (3) U-Lock C19	60°C	YES	NO
VP5G30A7	Switched	Unit Level	V	230V	32A	7.3kVA	1P+N+E(IP44)	(20) U-Lock C13 / (4) U-Lock C19	60°C	YES	NO
VP7G30A7	Switched	Outlet Level	V	230V	32A	7.3kVA	1P+N+E(IP44)	(20) U-Lock C13 / (4) U-Lock C19	60°C	YES	NO
VP7G20A3	Switched	Outlet Level	V	230/400V	16A	11kVA	3P+N+E (IP44)	(30) U-Lock C13 / (6) U-Lock C19	60°C	YES	NO
VP7G30A0	Switched	Outlet Level	V	230/400V	32A	22kVA	3P+N+E (IP44)	(30) U-Lock C13 / (6) U-Lock C19	60°C	YES	NO

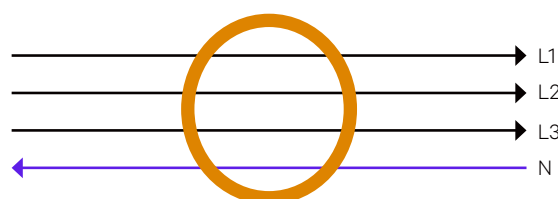
Built-to-Order Reference PDU Models:

Model	rPDU Type	rPDU Sub-Type	Horizontal /Vertical	Volts	Amps	Max kVA	Plug Type	Socket QTY/ Type	Max Operating Temp*	VI Director	RCM-B
VP7G30AB	Switched	Outlet Level - RCM-B	V	230V	32A	7.3kVA	1P+N+E(IP44)	(24) Combination C13/C19	60°C	YES	YES
VP7G20AC	Switched	Outlet Level - RCM-B	V	230/400V	16A	11kVA	3P+N+E (IP44)	(24) Combination C13/C19	60°C	YES	YES
VP7G30AD	Switched	Outlet Level - RCM-B	V	230/400V	32A	22kVA	3P+N+E (IP44)	(36) Combination C13/C19	60°C	YES	YES
VP7G20AB	Monitored	Unit level	V	230/400V	16 A	11 kVA	3P+N+E (IP44)	(36) Combination C13/C19	60 °C	YES	YES
VP7G30AM	Monitored	Unit level	V	230 V	32 A	7.3 kVA	1P+N+E (IP44)	(36) Combination C13/C19	60 °C	YES	YES
VP7G30AP	Monitored	Unit level	V	230/400V	32 A	22 kVA	3P+N+E (IP44)	(36) Combination C13/C19	60 °C	YES	YES
VP6G7000	Monitored	Outlet Level	V	230/400V	63A	43.4kW	3P+N+E (IP44)	(48) Combination C13/C19	60 °C	YES	NO
VP4G7007	Monitored	Unit level	V	230/400V	63A	43.4kW	3P+N+E (IP67)	(36) Combination C13/C19	60 °C	YES	NO
VP6G7004	Monitored	Outlet Level	V	230/400V	63A	43.4kW	3P+N+E (IP67)	(36) Combination C13/C19	60 °C	YES	NO
VP7G7002	Switched	Outlet Level	V	230/400V	63A	43.4kW	3P+N+E (IP44)	(48) Combination C13/C19	60 °C	YES	NO
VP5G7000	Switched	Unit level	V	230/400V	63A	43.4kW	3P+N+E (IP44)	(48) Combination C13/C19	60 °C	YES	NO
VP5G7004	Switched	Unit level	V	230/400V	63A	43.4kW	3P+N+E (IP67)	(36) Combination C13/C19	60 °C	YES	NO
VP7G7004	Switched	Outlet Level	V	240/400V	63A	43.4kW	3P+N+E (IP67)	(36) Combination C13/C19	60 °C	YES	NO
VP7UA001	Switched	Outlet Level	V	240/415V	80A	57.6kW	Hardwired	(36) Combination C13/C19	60 °C	YES	NO

*Certifications vary by model. Refer to the product data sheet for specific regulatory information.

Protection for Your Most Valuable Assets with Residual Current Meter

Select Vertiv™ PowerIT rack PDU models support Residual Current Metering Type B (RCM-B). RCM-B continuously monitors the fault current of the power distribution within the IT rack. Customizable alarms provide immediate notifications of changes in residual current leakage allowing users to respond to a fault condition immediately to avoid potential catastrophic events such as critical equipment shutdown, electric shock, and electrical fires.



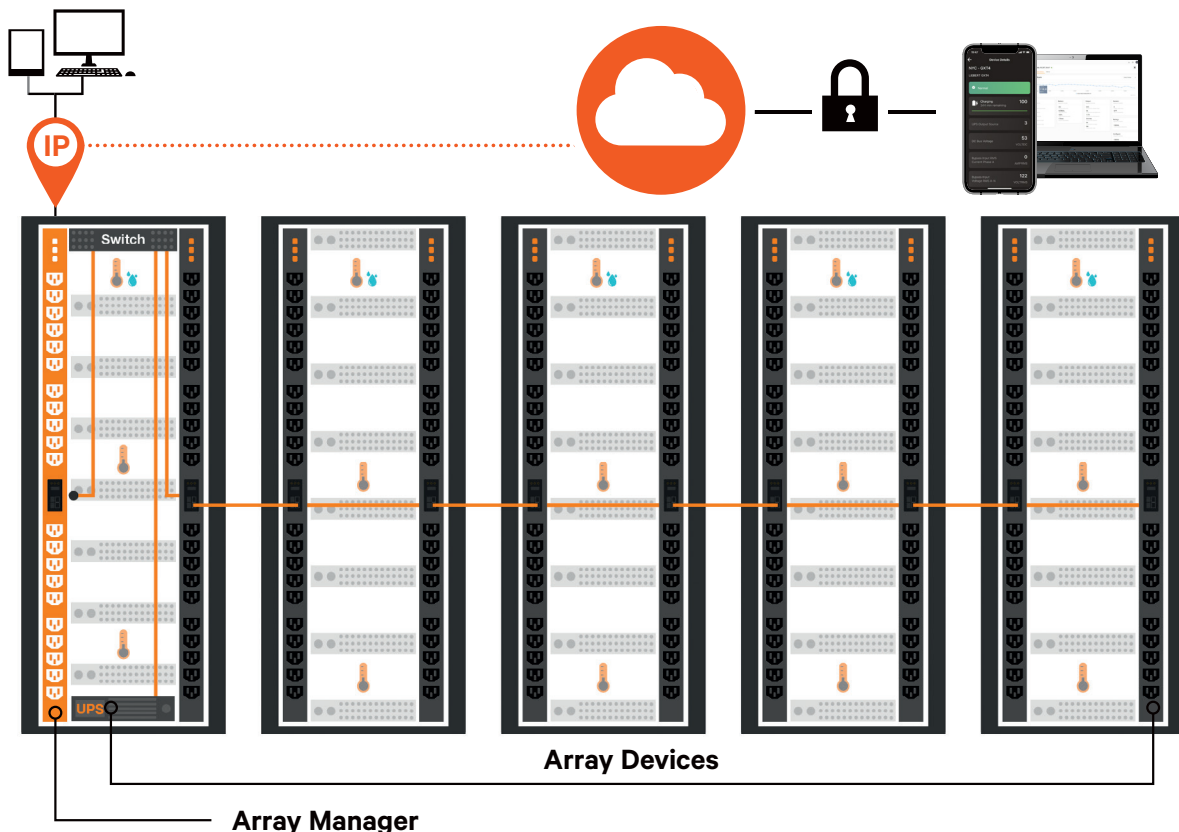
No Fault: Residual Current = 0 **Fault:** Residual Current > 0

RCM-B monitoring provides increased data center availability and reduces the time required to confirm compliance with local requirements.

- Vertiv™ rack PDU residual current metering is compliant with the EN62020 standard for total residual current metering of both AC and DC current
- RCM-B monitoring at the rPDU level provides permanent continuous residual current metering complying with DGUV regulation 3 and does not require system disconnection for testing
- The rack PDUs monitor per phase on three-phase rPDUs supporting the data center standard EN50600

Vertiv™ Intelligence Director

Plug-N-Play Data Center Infrastructure Enabling Lightning Fast Deployments



The next generation of Vertiv™ PowerIT rPDUs offer enhanced monitoring and simplified networking with the introduction of Vertiv™ Intelligence Director.

**One unit per group is required to have an IMD-03E, IMD-03E-S, IMD-3E, IMD-3E-S, IMD-03E-G, IMD-3E-G or IMD-5M.*

***Vertiv™ Intelligence Director compatible with Vertiv™ MPH2 and MPX rack Vertiv™ GXT4, GXT5, PSI5, EXM, APM and ITA2 UPS, Vertiv™ CRV row cooling and USB-connected Vertiv™ VRC cooling.*

- On Monitored* and Switched units, users have the ability to daisy chain up to 50 devices with a single IP address.
- Access data from all downstream rPDU and UPS** devices from one rPDU.
- Users are able to aggregate data by grouping devices by rack or row.
- Downstream devices self-configure, significantly reducing deployment time.
- Securely transmit device data to the Vertiv™ Intelligence cloud for anytime access to critical infrastructure information.

How it works


1. Designate a Switched or Monitored unit as the array manager.
2. Connect up to 50 array devices through a network switch or by daisy chaining the rPDUs to the array manager.
3. Securely access array device data via SNMP or the array manager user interface through a single IP address and bring the consolidated data in your private cloud.
4. Bring your infrastructure data together with the option to connect to the Vertiv Intelligence cloud platform.

Safeguard Your Critical IT Infrastructure in the Event of a Power Failure

The Vertiv™ PowerIT Rack Transfer Switch delivers redundant power to single corded devices. Two independent power inputs enables users to connect to a primary and secondary power source. The Vertiv™ PowerIT Rack Transfer Switch automatically detects the loss of power and switches the power load to the alternative power source in less than 4-8 milliseconds without the need for human intervention. This maintain power to the equipment until the primary power source returns providing ultimate mission-critical power reliability.

The Vertiv™ PowerIT Rack Transfer Switch is an open transition switch utilizing a break-before-make process for transferring between the primary and secondary power source. This method of switching does not require phase synchronization between the two power feeds making it suitable for use in both data center and edge locations. It also includes enhanced redundant switches and fail-safe fused thermistors to mitigate current surge during transfers protecting critical equipment during fail-over.

Vertiv™ PowerIT Rack Transfer Switch



Front view



Rear view

The Vertiv™ PowerIT Rack Transfer Switch provides the widest range of configuration options to support redundancy strategies in most data center and edge applications.

Upgradeable Technology

The Vertiv™ PowerIT Rack Transfer Switch utilizes the evolutionary upgradeable technology used in the Vertiv™ rack PDUs. It provides users with the flexibility to install the intelligence they require today, with the option to upgrade technology as needs evolve. From basic power to power monitoring, the Vertiv™ PowerIT Upgradeable product line adapts to your business well into the future.

Enhanced Intelligence

Intelligent models provide a comprehensive view of critical IT equipment power usage at the rack or via remote access. Set user-defined thresholds to receive notifications when power and environmental conditions fall outside the desired range. Outlet level monitored units provide a granular view of equipment power usage, and Switched models enable users to turn-on, turn-off, or reboot individual outlets.

Available in a variety of single phase electrical and receptacle configurations with different intelligence options.

At a Glance

Intelligence Type

- Basic Upgradable
- Unit Level Monitored
- Outlet Level Monitored
- Switched Unit Level Monitored
- Switched Outlet Level Monitored

Rack Mount Configuration

- 1U and 2U Horizontal

Global Compliance

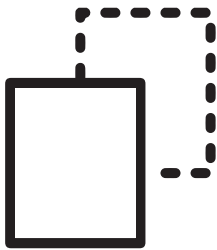
- UL Listed and CE Marked

Voltage Range

- 230V
- 230/400V
- 240/415V

Amperage Range

- 10A, 16A, 32A, 63A and 80A,



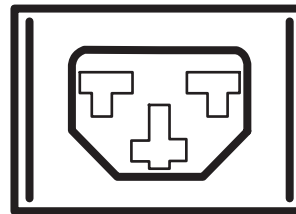
Easy to Use Front Panel Interface

The front panel interface provides visual identification of the active power source and allows users to do a manual transfer to the secondary power source remotely or with the touch of a button to perform equipment maintenance.



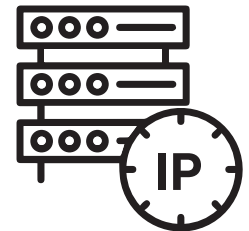
<4-8ms Transfer Speed

When power is lost on the primary source, the Vertiv™ PowerIT Rack Transfer Switch transfers to the backup or secondary source in under 4-8 milliseconds to maintain critical IT equipment continues to receive power during a power outage.



Combination Outlet C13/C19

Select models come equipped with the Combination Outlet C13/C19 accommodating either a C14 or C20 power cable in the same outlet without the need for an adapter. The 2-in-1 outlet simplifies the buying process and offers greater flexibility to accommodate ever-changing rack power requirements.



Vertiv™ Intelligence Director

Streamline deployment with IP aggregation of up to 50 supported Vertiv™ devices on a single IP address with self-configuration of downstream devices.

Reference Rack Transfer Switch Models

Stocking Location	Model	Category	Sub Category	Form Factor	Volts	Amps	Max kW	Plug Type	Receptacle Qty / Type	Max Operating Temp*	VI Director
EMEA	VA7U21A0	Rack Transfer Switch	Switched Outlet Level Monitoring	1U	100-240V	16A or 20A	1.9kW (120V), 3.3kW (208V), 3.6kW (230V)	(2) C20 Inlet	(6) Combination Outlet C13 / C19	60°C	YES
EMEA	VA4U21A0	Rack Transfer Switch	Monitored Unit Level	1U	100-240V	16A or 20A	1.9kW (120V), 3.3kW (208V), 3.6kW (230V)	(2) C20 Inlet	(12) Combination Outlet C13 / C19	60°C	YES
EMEA	VA7G32A0	Rack Transfer Switch	Switched Outlet Level Monitoring	2U	200-240V	32A	7.3kW (230V)	(2) 1P+N+E	(12) Combination Outlet C13 / C19	60°C	YES
EMEA	VA4G31A0	Rack Transfer Switch	Monitored Unit Level	1U	200-240V	32A	7.3kW (230V)	(2) 1P+N+E	(12) Combination Outlet C13 / C19	60°C	YES

Vertiv™ PowerIT Rack PDUs

Universal Power Distribution Unit (UPDU)

The Vertiv™ PowerIT UPDU is the most versatile and robust rack power distribution unit on the market with a universal power input and pivoting connector that can mate to any geographically specific Facility Side Cable, simplifying management and enabling rapid IT infrastructure deployments.

The Vertiv™ PowerIT UPDU features a universal input and a detachable power cable meeting AC power specs that are common worldwide ranging from 16A to 63A, 120V to 415V with single and three phase power configurations.

Models available in 11kW and 22kW max power load capacities in both vertical and horizontal form factors with various receptacle combinations, monitoring and outlet control options.



The universal design enables a single unit to be purchased, installed and shipped to any location around the world, regardless of the regional power infrastructure.

The Vertiv™ PowerIT UPDU power configuration is determined by the connected Facility Side Cable. Change the cable to adjust the input power configuration.



30/32A, 3P+N+E (IP44)
FSC3U002



30/32A, 2P+E (IP44)
FSC1U001



16/20A, 3P+N+E (IP44)
FSC3U001

How does it work?

1. Select a Vertiv™ PowerIT UPDU model based on anticipated maximum rack power usage
2. Choose between a 2U Horizontal or 0U Vertical with a variety of monitoring, management, and outlet configuration options
3. Install the same model in all racks and cabinets. The pivoting input adjusts from 0 to 90 degrees to simplify power cable routing
4. Identify the facility power available for each location and select the Facility Side Cable with the appropriate power configuration needed
5. Simply swap out the Facility Side Cable as power requirements increase or decrease to adapt to changing power needs

Benefits

- Supply chain agility
- Global data center interoperability
- Improve power efficiency with input and outlet level power monitoring
- Lower inventory management costs

Reference Universal PDU Models

Visit the rPDU Finder on Vertiv.com for a complete list of available models.

Universal PDU

Model	rPDU Type	rPDU Sub-Type	Horizontal / Vertical	PDU Ratings	Breaker Qty	Max kW	Plug Type	Receptacle QTY/ Type	Max Operating Temp*	VI Director
VP4UU0A1	Monitored	Unit Level	Vertical	16A 3-WYE 230/415V max 24A 3- Delta 208V max 48A 1- 240V ma	3	11kW	Universal	(30) Combination Outlet C13 / C19	60°C	YES
VP4UV0A2	Monitored	Unit Level	Vertical	32A 3-WYE 230/415V max 48A 3- Delta 208V max 63A 1- 240V max	6	22kW	Universal	(30) Combination Outlet C13 / C19	60°C	YES
VP7UU0A0	Switched	Outlet Level	Vertical	16A 3- WYE 230/415V max 24A 3- Delta 208V max 48A 1- 240V max	3	11kW	Universal	(30) U-Lock C13, (6) U-Lock C19	60°C	YES
VP7UV0A0	Switched	Outlet Level	Vertical	32A 3- WYE 230/415V max 48A 3- Delta 208V max 63A 1- 240V max	6	22kW	Universal	(18) U-Lock C13, (12) U-Lock C19	60°C	YES
VP7UU0A2	Switched	Outlet Level	Vertical	16A 3- WYE 230/415V max 24A 3- Delta 208V max 48A 1- 240V max	3	11kW	Universal	(24) Combination C13 / C19	60°C	YES
VP7UV0A3	Switched	Outlet Level	Vertical	32A 3- WYE 230/415V max 48A 3- Delta 208V max 63A 1- 240V max	6	22kW	Universal	(24) Combination C13 / C19	60°C	YES
VP7UA001	Switched	Outlet Level	Vertical	80A		57.6kW	Hardwired	(36) Combination C13/C19	60°C	YES

Facility Side Cable

Model	Plug Type	Rating	kVA (max)	kVA (max)
Facility Side Cable (FSC)			3 Breaker UPDU	6 Breaker UPDU
FSC3U002	30/32A, 3P+N+E (IP44)	30/32A, 230/400V WYE	11.0kVA**	22.0kVA
FSC3U001	16/20A, 3P+N+E (IP44)	16A, 230/400V WYE	11.0kVA	11.0kVA
FSC1U001	30/32A, 2P+E (IP44)	30/32A, 208/230V	7.3kVA	7.3kVA

Product chart shows limited spec information. For complete product details visit Vertiv.com.

*See data sheet for maximum operating temperature requirements.

**Max kW limited by internal UPDU circuit breakers

Combination Outlet C13 / C19



Simplify rPDU specification, purchase, and deployment.

The Combination Outlet C13/C19 provides the highest level of rack power versatility. The 2-in-1 design allows you to connect both IEC C14 and C20 plugs into the same outlet.

- High retention outlets reduce the risk of costly downtime from accidental disconnections of the power cord. The Combination Outlet C13 / C19 is also P-Lock compatible for additional protection
- Easily identify circuits with color-coded P-Lock tabs
- Streamline circuit and phase balancing with alternating outlets



How You Benefit from Vertiv™ Rack PDUs

Designed for High Availability




- High operating temperature rating to accommodate increased rack densities.
- Secure cords with U-Lock outlets to prevent accidental dislodging.
- Hot-swappable and upgradeable monitoring device allows users to upgrade as technology advances and business needs change.

Optimized Energy and Capacity Management



- Metering of key electrical parameters with +/-1% accuracy provides highly accurate comprehensive power monitoring.
- Lowest idle power consumption in the industry.
- Power and environmental trend reports through several Vertiv™ DCIM solutions to provide visibility and control of energy usage by IT equipment.

Simplified Integration with Management Tools



- Integration with Vertiv™ software stack to simplify implementation and change management translating to real cost savings.
- IPv4 and IPv6 support.
- Support for all major management, authentication and encryption standards and protocols to fully integrate with higher level data center management software provided by Vertiv or third parties.

Compatibility with Racks and Power Chain



- Compatible with all industry standard racks.
- Available in all major global voltage and amperage combinations typically used in data center or remote sites.
- Easily integrate with Vertiv's full line of power products. A Vertiv expert can assist in selecting the right rPDU for your power chain needs.

Enhanced Security Features



- Together with Vertiv™ Avocent® ACS VPN and Out-of-Band communication supports highest security communication for Edge applications.
- SNMPv3, ssh, HTTP(S) and IPv6 support.

Integrate Environmental Sensors to Pro-actively Monitor Critical Infrastructure



Temperature — SRT

The SRT is an easy-to-install external temperature sensor great for monitoring a variety of areas, such as; A/C inlet, A/C outlet, ambient room temperature, hot spots, and internal cabinet temperature. The SRT is available in a variety of cable lengths. Contact a Vertiv sales representative for a full list of temperature sensor options.



Temperature/ Humidity/ Dew Point/ Airflow — RTAFHD3

The RTAFHD3 temperature, relative humidity, dew point, and airflow sensor provides critical information to maintain equipment is receiving adequate airflow within the optimal parameters to prevent premature equipment failure due to out-of-range operating conditions.



Temperature/ Humidity/ Dew Point — GTHD

The GTHD sensor collects and transmits real-time temperature and relative humidity data to protect critical data center and Vertiv™ Edge infrastructure from heat and moisture. The sensors can be daisy chained together to simplify installation.



Temperature x 3/ Humidity/ Dew Point Kit — GT3HD

The GT3HD provides real-time temperature and relative humidity monitoring with additional 3ft/ .9m and 6ft/ 1.8m temperature sensors. The GT3HD is ideal for monitoring temperature at the top, middle, and bottom of a server cabinet. A supplementary input provides the ability to daisy-chain additional sensors together making it a perfect solution for monitoring a row of racks or cabinets.



Analog-to-Digital Converter — A2D

The A2D allows users to connect a dry contact, 0-10V, or 4-20mA sensor to an RJ12/ Plug-n-Play sensor port. It provides users with the flexibility to utilize a Plug-n-Play sensor port for a Dry Contact / 0-5V sensor.



Door Position — RDPS

The RDPS detects when a door or cabinet is open or closed. The door position sensor has four components: magnet, switch with screw-terminal, cover and connection wires. The wired switch is mounted to the door frame or cabinet and the magnet on the door, opposite the switch. When the door is opened, the switch separates and the sensor trips an alarm.



Flood Sensor — FS

The Flood Sensor detects the presence of water. The sensor measures conductivity and indicates whether the sensor is dry, wet, or completely immersed in water. Flood Sensors are commonly installed near or under plumbing fixtures, A/C drip pans, pipes and water sprinklers.



Power Failure Sensor — PFS

The power failure sensor provides real-time notifications of power outages. It is commonly used to monitor utility, UPS, and 3-phase power. The PFS connects to an analog input port and comes complete with its own power adapter that plugs directly into the power source being monitored. Status LEDs provide immediate indications of system state.

Maintain power system availability with expert support for Vertiv™ PowerIT rPDUs

The Distribution Assurance Package combines market-leading rPDU technology with a up to ten years' protection plan and the industry's premier service capability.

Rack Power Distribution Units (rPDUs) are the last link in the power chain, maintaining delivery of critical power to IT loads. These critical components play a key role in data center infrastructure management, giving you access to rack-level power consumption and environmental information. Rack PDUs also allow you to directly control power to IT equipment for better capacity and power management. Having rPDUs that are properly installed and maintained is essential for critical system availability. However, your internal resources who are dealing with time and budget constraints cannot always give rPDUs the attention they need. Additionally, services that aren't provided by the original equipment manufacturer (OEM) may not be comprehensive or include the level of expertise required.

By choosing a bundled solution that combines market-leading rPDU technology with lifecycle services provided by the OEM, you simplify the management of your IT equipment.



Benefits

- Critical power delivery
- Simplified rack PDU deployment and maintenance
- Optimized use of your IT staff
- Instant access to power protection information
- Improved protection for your IT investment

Channel Services

Recommended

Distribution Emergency

Advanced

Channel Services

Distribution Emergency Renewal

Elite

Channel Services

	Comprehensive 5-year Protection Service	Installation Service	Startup Service	Distribution Emergency
Distribution Assurance Package	Installation	✓		
	Startup		✓	
	Technical Support Hotline	✓	✓	24/7
	Parts Included			
	Response Time			✓ 8 working hours*
	Contract Duration			5 years + 5 years' renewal

*Customer engineer or shipment of the new unit within 8 working hours from ticket acknowledgement

Please refer to the Scopes of Work for full and additional details.

