



Product brochure

Vertiv™ SwitchAir™

Airflow management solution
for network equipment





Vertiv™ SwitchAir™

At Vertiv we believe that being mindful of product design, development, use, and disposal are important to the longevity of our industry.

Checkout these environmentally conscious features of the Vertiv™ SwitchAir™:

- Improves energy efficiency by preventing hot air recirculation
- Reduced networking equipment failure rate to extend device life

Product types:

Passive SwitchAir

Passive SwitchAirs provide a dedicated path for cool air to flow to the air intake of the network switch.

Active SwitchAir

Active SwitchAirs utilize internal fans to pull cool air from the front of the cabinet to the air intake of the network switch.

Product features



Targeted airflow

- Provides a path for cool air to flow to the intake of network switch equipment.



Fast installation

- Easily install the SwitchAir into the front of the cabinet in the same U space as the network switch equipment.



Airflow management

- Creates a barrier to effectively prevent hot exhaust air from entering switch intakes.



Easy Selection

- Utilize the SwitchAir Finder to identify the SwitchAir with the airflow pattern needed for installed network equipment.



Vertiv™ SwitchAir™ SA1-01002

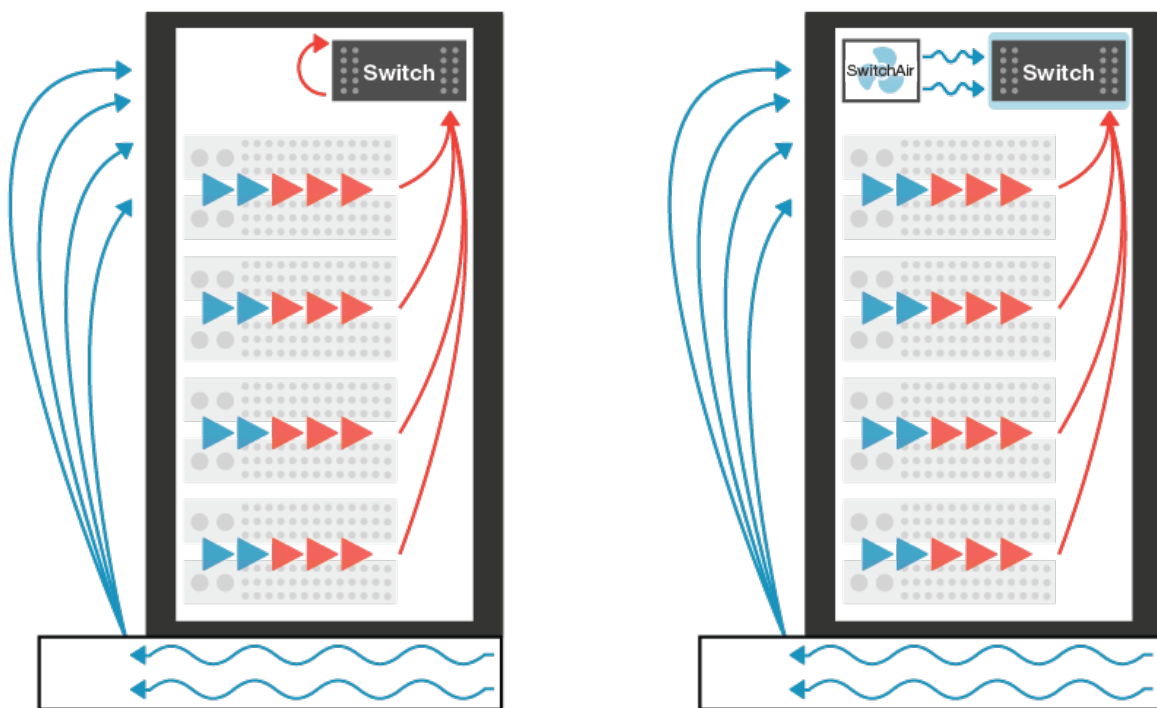


Say goodbye to overheated switches

Vertiv™ SwitchAir™ cooling

Network switches, load balancers and routers typically sit at the top and back portion of the rack. In a traditional Hot Aisle / Cold Aisle data center design, this placement makes it difficult for cold air to flow from the front of the rack to the air intakes of network switch equipment increasing chances of failure over time. If network equipment begins to overheat, blanking panels are commonly removed from the front of the rack in an effort to provide cool air to the device. This ultimately results in recirculation of hot air into the cold aisle potentially increasing the intake temperature of other devices in the rack.

The Vertiv SwitchAir replaces the blanking panel and provides a path for cool air to flow from the front of the rack to the air intakes regardless of where the equipment is mounted.



Network switches mounted at the top and rear of the rack are susceptible to heated air from the servers. This hot air is recirculated, putting stress on the device.

SwitchAir products direct cool air to the network switches, significantly lowering operating temperatures.

Vertiv™ SwitchAir™ for every switch

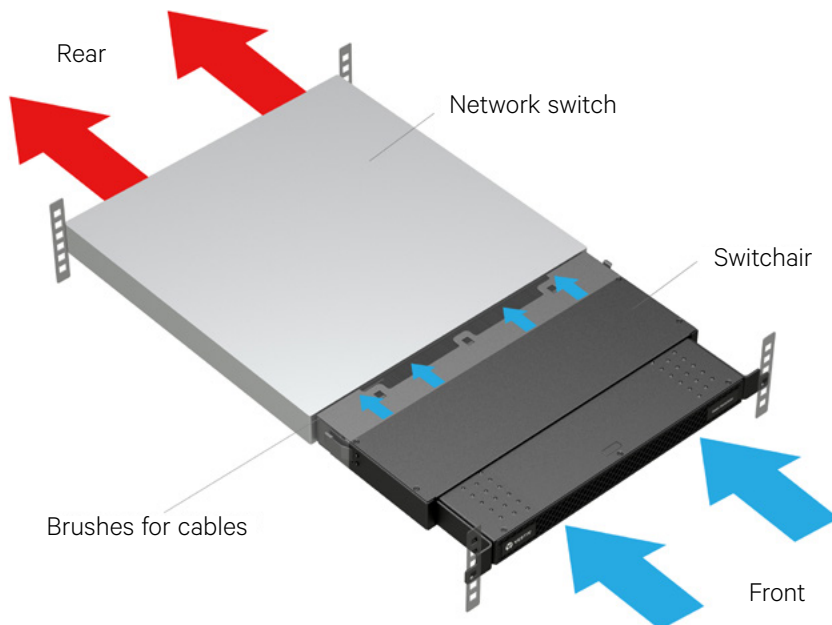
| Model # | Category | Switch Airflow Path | Profile | Availability | airflow volume |
|---------------|----------|-----------------------------|---------|----------------|----------------|
| SA1-01001NB | Passive | Dual Side Intake | 1U | Built-to-Order | N/A |
| SA1-01001SS | Passive | Single Side Intake | 1U | Built-to-Order | N/A |
| SA1-01002 | Passive | Rear intake - Front Exhaust | 1U | Stocked | N/A |
| SA1-01002L | Passive | Rear intake - Front Exhaust | 1U | Stocked | N/A |
| SA1-01002S | Passive | Rear intake - Front Exhaust | 1U | Stocked | N/A |
| SA1-01002XLNB | Passive | Rear intake - Front Exhaust | 1U | Stocked | N/A |
| SA1-02003 | Passive | Rear intake - Front Exhaust | 2U | Built-to-Order | N/A |
| SA1-02003XS | Passive | Rear Intake | 2U | Built-to-Order | N/A |
| SA1-02005 | Passive | Side Intake | 2U | Built-to-Order | N/A |
| SA1-03001 | Passive | Side Intake | 3U | Built-to-Order | N/A |
| SA1-09001 | Passive | Side Exhaust Deflector | 9U | Built-to-Order | N/A |

Which SwitchAir is right for your switch?

The SwitchAir provides cooling solutions for a wide range of switches and airflow configurations. To determine the SwitchAir that is right for your device, visit the SwitchAir Finder at www.Vertiv.com.

If you are unable to find your specific switch model, contact a local Vertiv sales representative for assistance.

How it works



Availability

Stocked

The most popular SwitchAir models are stocked by a variety of distribution partners for immediate availability.

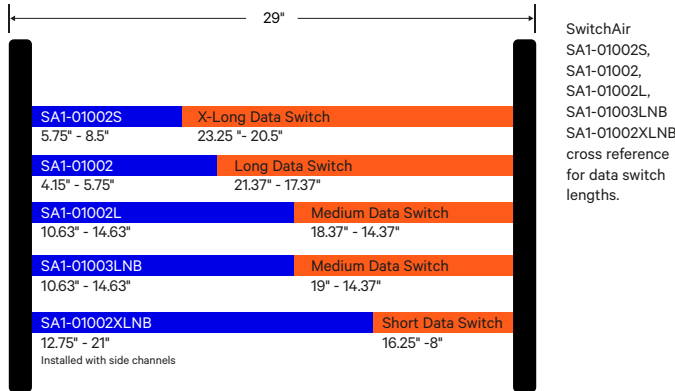
Built-to-order

If your switch airflow path requires a Built-to-Order unit, please contact your preferred distribution partner for purchase.

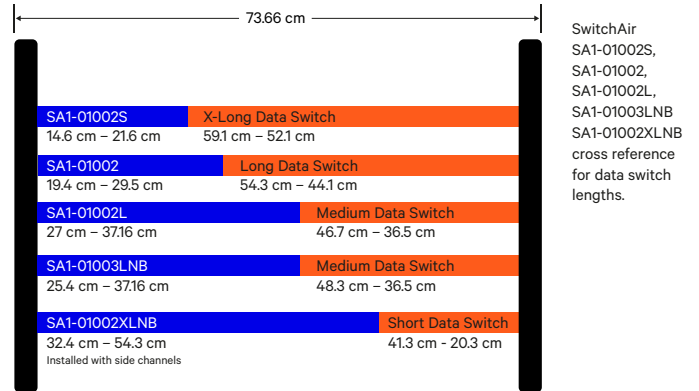


Calculate your Vertiv™ SwitchAir™

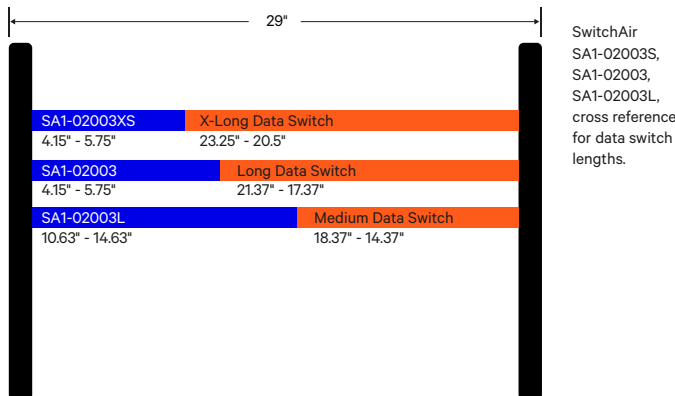
1U Height switch air cross reference guide



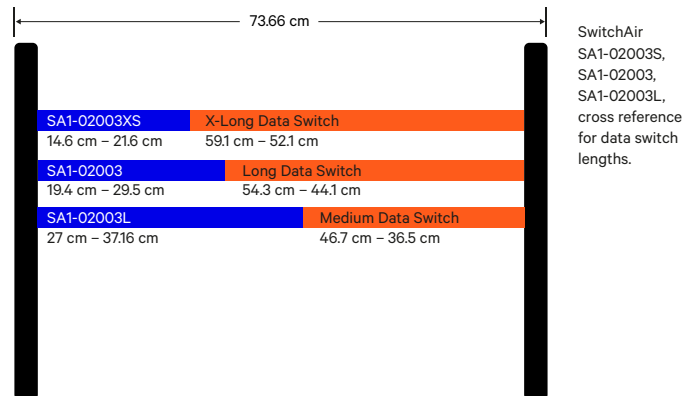
1U Height switch air cross reference guide



2U Height switch air cross reference guide



2U Height switch air cross reference guide





Vertiv.com | Vertiv Headquarters, 505 N Cleveland Ave, Westerville, OH 43082, USA

© 2026 Vertiv Group Corp. All rights reserved. Vertiv™ and the Vertiv logo are trademarks or registered trademarks of Vertiv Group Corp. All other names and logos referred to are trade names, trademarks or registered trademarks of their respective owners. While every precaution has been taken to ensure accuracy and completeness here, Vertiv Group Corp. assumes no responsibility, and disclaims all liability, for damages resulting from use of this information or for any errors or omissions. Specifications, rebates and other promotional offers are subject to change at Vertiv's sole discretion upon notice.