

Vertiv™ Wireless Sensor Network (WSN)



Benefits

- Substantially decrease installation labor costs compared to wired solutions
- Save up to 15% in material costs with less to manage and deploy
- Effectively monitor data center environment with a single user interface for many sensors
- Act fast if a problem occurs
- Improved end-to-end security
- Fast firmware updates and device configuration
- Flexible, fast relocation options
- SNMP and Modbus TCP communication for easy integration into monitoring software

Overview

Vertiv™ Wireless Sensor Network (WSN) provides an effective and secure method for data center thermal monitoring that reduces deployment costs and network complexity.



How It Works

The Vertiv™ WSN solution uses wireless LoRa technology for increased distance, battery life and security. The platform is easily deployed and scalable from small monitoring environments to large multi-room mission critical control applications. A single deployed gateway can communicate to hundreds of wireless sensors collecting environmental data.

Increase Visibility to Environmental Conditions

Getting a clear picture of the environmental conditions, identifying trends and knowing when issues occur are all key to managing thermal conditions in your data center. But today's data centers face a unique challenge of constant change, equipment additions and moves that require thermal solutions to be highly adaptable. Ensuring data security is also key when implementing a wireless thermal solution.

Vertiv WSN allows you to design and implement a thermal monitoring solution that is easy to install and produces measurable results.

Vertiv™ Wireless Sensors (WSN)

Cover More in Less Time with Less Materials

Wireless sensors take less time and fewer resources for the initial deployment. They also provide a fluid solution that can adapt with the changing, dynamic design of today's data centers. There are no wires to run, fewer cabinets and junction boxes to deal with and simplified wiring diagrams.

More Accuracy and Longer Battery Life

By not being tethered to wires, single point sensors can be placed exactly where they need to be for actionable readings. In addition, Vertiv wireless sensors have a best in class level of accuracy (± 0.3 deg. C., $\pm 2\%$ RH) and a longer battery life.



Easy Integration

Vertiv™ WSN provides flexibility for how data is collected. The embedded web Interface provides a simple solution for onsite monitoring. Vertiv WSN also comes with the ability to communicate via SNMP or Modbus TCP to a larger data center monitoring software like Vertiv™ Environet™ Alert or other BMS systems that use SNMP or Modbus TCP to communicate. Finally, Vertiv WSN fully integrates with Vertiv™ Liebert® iCOM™-S for mission critical control.

Best in Class Security

The Vertiv WSN solution boasts unique device key validation, frame count validation and encrypted payloads for top of the line data security. There is no automatic control algorithm incorporation for newly added wireless devices. This means that an unknown device cannot be added to the system without the intended user knowing about it. In addition, the gateway has an auto-joining mode that must be enabled to allow new wireless devices to join the network. This feature decreases human error by automatically disabling if users forget to turn it off.




Vertiv™ WSN-Gateway View with Antenna fully extended

Vertiv™ WaveFlex Wireless Sensor Accessories

The Vertiv™ WSN-Flex sensors now have temperature probe accessories. The Vertiv™ WSN-Probe-Temp30 has a 30 inch/.76 meter cable and the Vertiv WSN-Probe-Temp60 has a 60 inch/1.52 meter cable. The extension cable supports a single temperature point with a ribbon cable that can be coiled for shorter lengths. The probes are auto-recognized when plugged into the Flex IO Port of the Vertiv WSN-Flex sensor. The values will automatically populate to the Vertiv™ WSN-Gateway during the next sensor report.

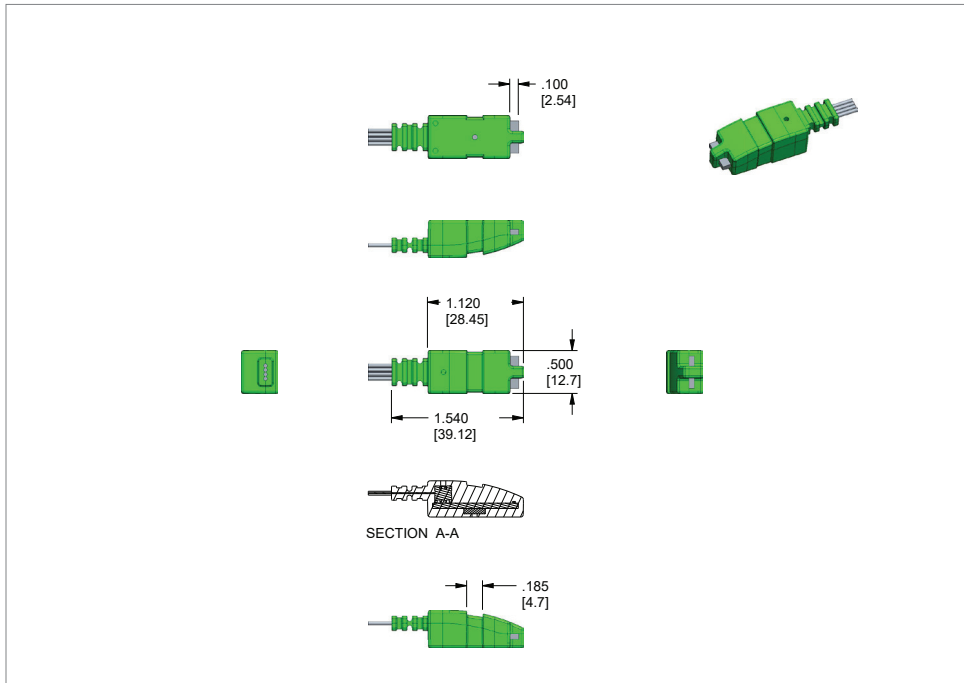
Remote Temperature Probe

| Item | Description |
|-----------------------|---|
| Type | CMOS Analog |
| Overmold Material | PVC |
| Power | Autodiscover: 3.3V, 10mA (Provided by FLEXio Port) Runtime: 3.3V, 20uA (Provided by FLEXio Port) |
| Device Dimensions | Plug: 27.91 x 8.72 x 11.02 mm (1.10 x 0.34 x 0.43 in) Sensor: 28.45 x 12.7 x 10.7 mm (1.12 x 0.50 x 0.42 in) |
| Temperature Range | 40°C to 105°C (-40°F to 221°F) |
| Temperature Accuracy | ±0.05°C (typ) or ±0.13°C (max) from 20°C to 42°C ±0.2°C (max) from -20°C to 90°C |
| Long term stability | ±0.01°C, 10k hours at 90°C |
| Response Time | Thermal response time to 63% of final value in still air: 73 sec Thermal response time to 63% of final value in air flow: 50 sec |
| Calibration Required? | No |

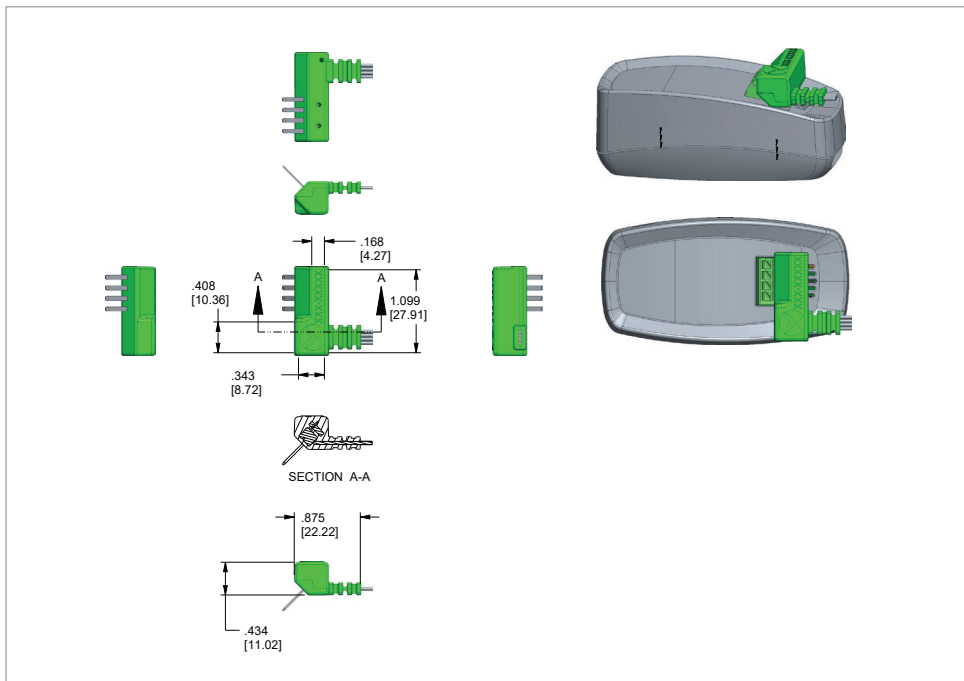


Standalone Remote Temperature Probe

Dimensions of the Temperature Probe



Dimensions of Attachment Point of Vertiv™ WSN-Probe and Mounting to Vertiv™ WSN-Flex Sensor



Product Specifications

Vertiv™ WSN-GATEWAY Specifications:

| Item | Description | Specification |
|---------------------|--|---|
| Voltage Input | 2.1mm ID x 5.5mm OD Locking Barrel Plug | 12VDC (± 10%) |
| Power | Current Draw @ 12VDC | 400 mA (4.8W) |
| Ethernet | Dual Ethernet ports | 2 x 10/100 base-TX Ethernet RJ45 Cat5/6 |
| Physical Parameters | Outside Dimensions (w/ DIN Rail) | 74.6 x 98.3 x 173.3 mm (2.9 x 3.9 x 6.8 in) |
| | Outside Dimensions (w/ DIN Rail and Antenna) | 74.6 x 98.3 x 356 mm (2.9 x 3.9 x 14 in) |
| Operating Range | Total Weight | 1 lb. 7 oz. / 652g |
| | Operating Temperature | 0 °C to 60 °C |
| RF Characteristics | Maximum RF Input Level | -10 dBm |
| | Maximum RF Output Level for US/CAN/AS-NZ | +27.8dBm |
| | Receiver Sensitivity | -139 dBm at SF12 BW 125 kHz |
| | | -125 dBm at SF7 BW 125 kHz |
| Agency Approval | Freq. Range – US/CAN/AS-NZ | 915 ISM Band (902 MHz to 928 MHz) |
| | Max ERP | 24.9mW at 867.1MHz at 0 degrees C. |
| | Certifications | FCC/IC/CE |

Vertiv™ WSN-GATEWAY Antenna Specifications:

| | |
|--------------|------------------|
| Frequency | 865-928 MHz |
| Peak Gain | 2.2 dBi |
| Average Gain | 0.2 dBi |
| VSWR | 3.0 : 1 Max |
| Polarization | Linear, vertical |
| Connector | RP-SMA PLUG |
| Dimensions | 137mm |

Vertiv™ WSN-FLEX Specifications:

| | |
|--|--|
| Power | Two AAA Energizer L92 - Ultimate Lithium Batteries |
| Micro USB Port | Micro USB Port as optional power source for Sensor, 5VDC |
| Device Dimensions | 83.8 x 43.2 x 34 mm (3.3 x 1.7 x 1.34 in) – with mounting bracket |
| Temperature | Typical Temperature Accuracy +/- 0.3 deg. Celsius |
| | Ambient Operating Temperature Range -40°C to 60°C |
| | Typical Relative Humidity Accuracy +/- 2% |
| Relative Humidity | Humidity Operating Range 0 to 100% RH |
| RF Frequencies | Supported Frequencies – 915 MHz Bands |
| LoRa Protocol | Supports LoRa Class-A End Device Protocol |
| FLEXio (push button ports #1->#4 left to right on front of sensor) | Digital Input: 3.3VDC wMaximum |
| | Digital Output: 3.3VDC at 8mA Maximum |
| | Analog Input: 0 to 3.0VDC Measurement Range (3.3VDC Max) |
| | Analog Output: 0 to 3.0VDC at 8mA Maximum |
| Digital Input Mode (Dry Contact Switch) | Wire dry contact switch to 1&2 or 3&4. Switching logic voltage is 3.3VDC and is provided internally by sensor |
| Digital Output Mode (3.3VDC, 8mA – Maximum Output Rating) | Wire Relay Driver Circuit with maximum rating of 3VDC and 8mA to pins #1 (+3.3V) and #2 (GND) or to pins #3 (GND) and #4 (+3.3VDC). This is then used to drive a Latching Buffer Relay |
| Analog Input Mode (0 to 3.0VDC Analog Input) | Wire 0 to 3.0VDC Analog Input Voltage to Pins #1 or #4 and the ground of the circuit to Pins #2 or #3 respectively |
| Analog Input Mode (0 to 3.0VDC Analog Input) | Wire the Analog Output Voltage of 0 to 3.0VDC from Pins #1 or #4 to the User's Analog Output Circuit and the ground of the circuit to Pins #2 or #3 respectively |

Vertiv™ WSN-EXTBATT (Extended Battery Pack) Specifications:

| | |
|-------------------|--|
| Power | Two AA Energizer L91 - Ultimate Lithium Batteries |
| Device Dimensions | 83.8 x 43.2 x 55.9 mm (3.3 x 1.7 x 2.2 in) – With Vertiv WSN-FLEX Sensor |

Vertiv™ WSN-FLEX/WSN-EXTBATT Mounting Bracket Specifications:

| | |
|-------------------|--|
| Mounting Options | Tie Wraps, Wall Screws, Integrated Magnetic Mount |
| Device Dimensions | 66 x 33 x 4 mm (2.6 x 1.3 x 0.16 in) – With Vertiv WSN-FLEX Sensor |

Supported Frequency by Country

| Country(s) | Part(s) | Frequency |
|--|---|-----------------|
| USA, Canada | Vertiv WSN-Gateway, Vertiv WSN-Flex | 915-928MHz band |
| Australia, New Zealand, Brazil | Vertiv WSN-Gateway, Vertiv WSN-Flex-010 | 915-928MHz band |
| Europe: Austria, Belgium, Bulgaria, Croatia, Cyprus, Czech Republic, Denmark, Estonia, Finland, France, Germany, Greece, Hungary, Ireland, Italy, Latvia, Lithuania, Luxembourg, Malta, Netherlands, Norway, Poland, Portugal, Romania, Slovakia, Slovenia, Spain, Sweden, Switzerland, UK | Vertiv WSN-Gateway-868, Vertiv WSN-Flex-018 | 868MHz band |
| India | Vertiv WSN-Gateway-868, Vertiv WSN-Flex-021 | 868MHz band |

Vertiv.com | Vertiv Headquarters, 1050 Dearborn Drive, Columbus, OH, 43085, USA

© 2022 Vertiv Group Corp. All rights reserved. Vertiv™ and the Vertiv logo are trademarks or registered trademarks of Vertiv Group Corp. All other names and logos referred to are trade names, trademarks or registered trademarks of their respective owners. While every precaution has been taken to ensure accuracy and completeness here, Vertiv Group Corp. assumes no responsibility, and disclaims all liability, for damages resulting from use of this information or for any errors or omissions. Specifications, rebates and other promotional offers are subject to change at Vertiv's sole discretion upon notice.