




## Vertiv™ PowerIT Rack PDUs

Power Perfectly Configured  
for Your IT Application



## Unmatched Reliability, Ultimate Versatility, and Peace of Mind

### Enhance Business Agility, Efficiency and Availability with Vertiv™ PowerIT Rack PDUs

Data center investments are sizable, and each component of the power chain from the facility entrance to the rack power distribution is crucial to enabling equipment availability. Enable your IT investment and your business to stay protected with the Vertiv™ PowerIT family of Rack PDU (rPDU) offerings.

The next generation of rPDUs provides the industry's highest availability and most intelligent power monitoring and distribution — complete with simplified energy management, a future-proof design, and cost savings that allows your data center and your business — can operate at peak efficiency.

Our complete portfolio of rPDUs offer value beyond power distribution. They easily integrate with your data center infrastructure management systems to make your organization more resilient, enhance your business and provide the technological support you need to grow your company.



Power

Monitor

Integrate

### Basic rPDUs

Vertiv™ PowerIT Basic Rack PDUs (rPDUs) offer reliable, space saving, and cost-effective power distribution at the rack. Our Basic rPDUs meet a broad range of power distribution requirements for all IT applications.

### Intelligent rPDUs

Vertiv™ PowerIT offers a wide range of monitored and switched rPDUs equipped with a network interface to allow for remote monitoring, management, and automated alerts. Vertiv™ PowerIT rPDUs offer important insights on how to improve data center energy efficiency while enabling you to prevent downtime, providing notifications when user-specified thresholds for power and environmental conditions are breached.

## At a Glance

### Color

Black powder coat finish.  
Red, Orange, Yellow, Green, Blue, White available on Configure-to-Order units.

### Warranty

5-Year limited warranty

### Certifications\*

- RoHS
- UL & c-UL Listed 62368
- FCC Part 15 Class A Conformance
- TAA Compliant

### Configure-to-Order and Engineer-to-Order Capabilities

Engineered-to-order units allow further customization, including colored chassis options, alongside varying power and receptacle configurations. Contact your Vertiv sales team for more information.

\*Certifications vary by model. Refer to the product data sheet for specific regulatory information.



### Outlet Control

Address unresponsive equipment or increase runtime of critical equipment upon power failure with outlet-level control.



### Upgradable & Hot-Swappable

Easily update your rPDU's monitoring capabilities to adapt to latest technologies and changing business needs.



### Environmental Monitoring

Proactively monitor environmental conditions within the cabinet to maintain optimal operating conditions. A variety of sensors are available to meet your needs including temperature, humidity, airflow, door position, flood detection and more.



### Alternating Outlets

Simplify circuit/phase balancing and cable management with color coded alternating outlets.



### Combination Outlet C13 / C19

C13 and C19 in one. Provides the flexibility to connect C14 and C20 plugs in the same outlet. High retention color coded outlets are P-Lock cable compatible.



### U-Lock

Secure power cords and avoid accidental disconnections. Receptacles are color-coded by circuit for instant identification.



### Vertiv™ Intelligence Director

Daisy-chain up to 50 devices on a single IP address. Reduce deployment time with self-configuration of downstream devices.



### High Temperature Grade

Up to 60°C working ambient variants for high temperature environments.



### Remote Connectivity

Access the rPDU remotely via the network interface or serial connection to monitor power consumption and configure user-defined alert notifications to prevent downtime.



### Fault-Tolerant Daisy Chaining

Simplifies intelligent rPDU connectivity and maintains data is reported even when a break in the network chain occurs.



### Gigabit Ethernet Speed

Allows 1Gb connections directly to the rPDU, reducing the need for additional equipment.



### LCD Display

Provision the PDU locally via the high visibility display. The internal orientation sensor intelligently adjusts the orientation based on horizontal or vertical installation.



### Enhanced Security

Includes secure boot utilizing a hardware-based trust anchor to provide protection for data and operations.



### IMD Power Sharing

Extend redundancy in the rack down to the IMD with the power-sharing port, connecting two IMDs and providing backup power in the event of a power loss.



### Power Monitoring 1% accuracy

Allows data center managers to accurately monitor input and outlet level power usage with 1% monitoring accuracy tested to ANSI and IEC standards.



### Universal Input

A universal input with a pivoting connector simplifies IT power infrastructure deployments by enabling users to standardize on a single rPDU globally.



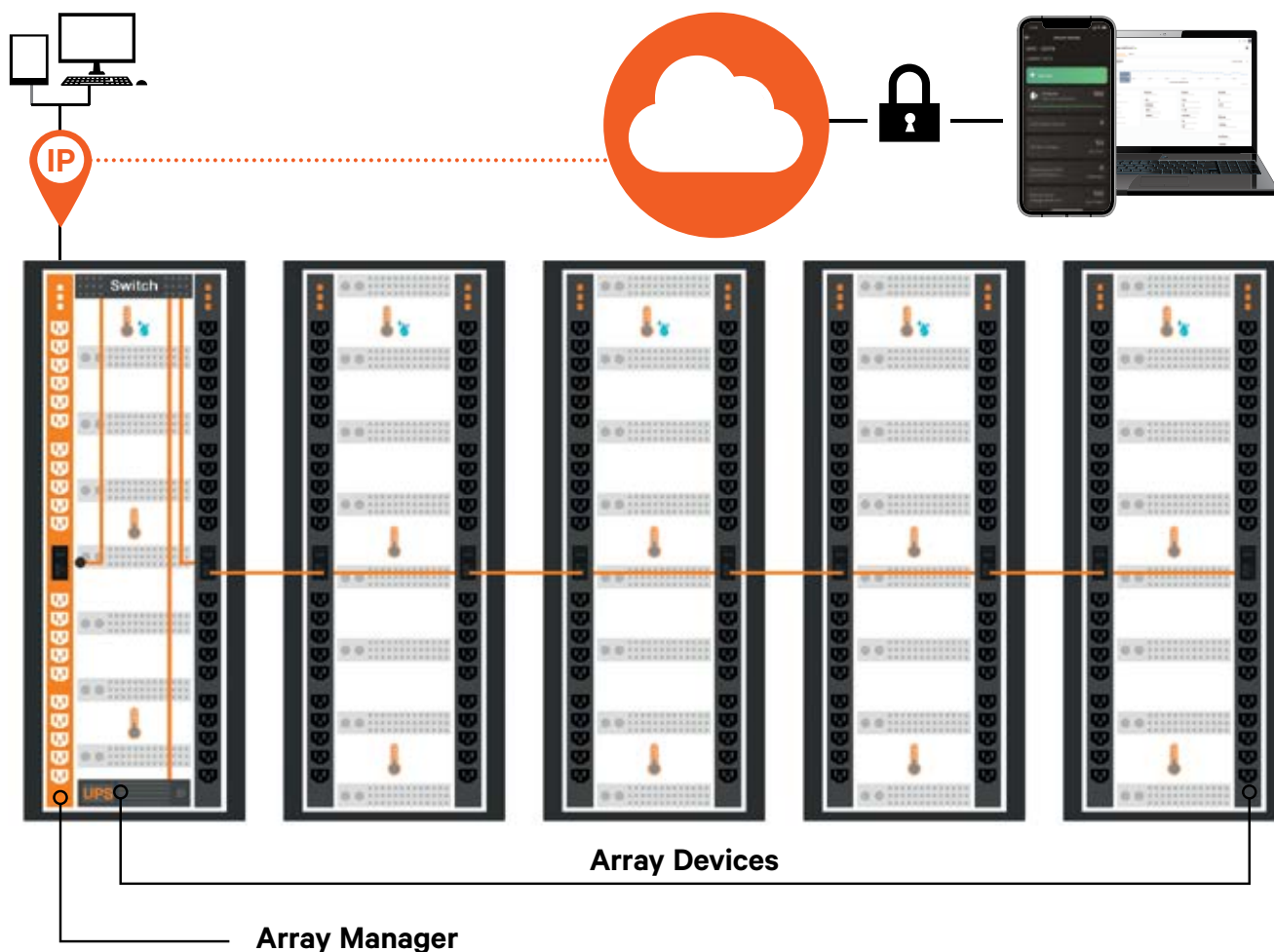
## Stocked Rack PDU Models

| Vertiv SKU | Type                              | Form       | Input       | Outlets                            |
|------------|-----------------------------------|------------|-------------|------------------------------------|
| VP9562     | Basic                             | Horizontal | 5-15P       | (10) 5-15R                         |
| VP9563     | Basic                             | Horizontal | 5-20P       | (10) 5-20R                         |
| VP9571A    | Basic                             | Horizontal | L6-30P      | (12) C13                           |
| VP7541     | Basic                             | Vertical   | L6-30P      | (20) C13, (4) C19                  |
| VP9567     | Basic                             | Vertical   | 5-15P       | (14) 5-15R                         |
| VP0N3100   | Basic                             | Horizontal | L14-30P     | (12) C13/C19 Combo, (4) NEMA 5-20R |
| VP4N32A0   | Monitored, Unit-Level             | Horizontal | L6-30P      | (12) C13, (4) C19                  |
| VP4N30AH   | Monitored, Unit-Level             | Vertical   | L14-30P     | (20) C13, (4) C19, (12) 5-20R      |
| VP4N30AM   | Monitored, Unit-Level             | Vertical   | L6-30P      | (36) C13/C19 Combo                 |
| VP4N30AN   | Monitored, Unit-Level             | Vertical   | L21-30P     | (36) C13/C19 Combo                 |
| VP4N30AP   | Monitored, Unit-Level             | Vertical   | L5-30P      | (24) 5-20R                         |
| VP4N60AE   | Monitored, Unit-Level             | Vertical   | 3P+E (IP44) | (30) C13/C19 Combo                 |
| VP7N31A1   | Switched, Outlet-Level Monitoring | Horizontal | L6-30P      | (12) C13/C19 Combo                 |
| VP7N32A0   | Switched, Outlet-Level Monitoring | Horizontal | L6-30P      | (24) C13/C19 Combo                 |
| VP7N30AP   | Switched, Outlet-Level Monitoring | Vertical   | L6-30P      | (24) C13/C19 Combo                 |
| VP7N30AQ   | Switched, Outlet-Level Monitoring | Vertical   | L21-30P     | (36) C13/C19 Combo                 |
| VP5N11A0   | Switched, Unit-Level Monitoring   | Horizontal | 5-15P       | (6) 5-15R                          |
| VP5N21A1   | Switched, Unit-Level Monitoring   | Horizontal | L5-20P      | (12) 5-20R                         |
| VP5N31A0   | Switched, Unit-Level Monitoring   | Horizontal | L5-30P      | (12) 5-20R                         |
| VP5N31A1   | Switched, Unit-Level Monitoring   | Horizontal | L6-30P      | (12) C13/C19 Combo                 |
| VP5N20A4   | Switched, Unit-Level Monitoring   | Vertical   | L5-20P      | (24) 5-20R                         |
| VP5N30A5   | Switched, Unit-Level Monitoring   | Vertical   | L5-30P      | (24) 5-20R                         |
| VP5N30AU   | Switched, Unit-Level Monitoring   | Vertical   | L6-30P      | (20) C13, (4) C19                  |

**Popular models are available in-stock at your preferred distribution partner for immediate shipment.**

## Vertiv™ Intelligence Director

### Plug-N-Play Data Center Infrastructure Enabling Lightning Fast Deployments



### The next generation of Vertiv™ PowerIT rPDUs offer enhanced monitoring and simplified networking with the introduction of Vertiv™ Intelligence Director.

\*One unit per group is required to have an IMD-03E, IMD-03E-S, IMD-3E, IMD-3E-S, IMD-03E-G, IMD-3E-G or IMD-5M.

\*\*Vertiv™ Intelligence Director compatible with Vertiv™ MPH2 and Vertiv™ MPX rack Vertiv™ GXT4, Vertiv™ GXT5, Vertiv™ PSI5, Vertiv™ EXM, Vertiv™ APM and Vertiv™ ITA2 UPS, Vertiv™ CRV row cooling and USB-connected Vertiv™ VRC cooling.

- On Monitored\* and Switched units, users have the ability to daisy chain up to 50 devices with a single IP address.
- Access data from all downstream rPDU and UPS\*\* devices from one rPDU.
- Users are able to aggregate data by grouping devices by rack or row.
- Downstream devices self-configure, significantly reducing deployment time.

• Securely transmit device data to the Vertiv™ Intelligence cloud for anytime access to critical infrastructure information.

#### How it works

1. Designate a Switched or Monitored unit as the array manager.
2. Connect up to 50 array devices through a network switch or by daisy chaining the rPDUs to the array manager.
3. Securely access array device data via SNMP or the array manager user interface through a single IP address and bring the consolidated data in your private cloud.
4. Bring your infrastructure data together with the option to connect to the Vertiv Intelligence cloud platform.

## Safeguard Your Critical IT Infrastructure in the Event of a Power Failure

The Vertiv™ PowerIT Rack Transfer Switch delivers redundant power to single corded devices. Two independent power inputs enables users to connect to a primary and secondary power source. The Vertiv™ PowerIT Rack Transfer Switch automatically detects the loss of power and switches the power load to the alternative power source in less than 4-8 milliseconds without the need for human intervention. This maintain power to the equipment until the primary power source returns providing ultimate mission-critical power reliability.

The Vertiv™ PowerIT Rack Transfer Switch is an open transition switch utilizing a break-before-make process for transferring between the primary and secondary power source. This method of switching does not require phase synchronization between the two power feeds making it suitable for use in both data center and edge locations. It also includes enhanced redundant switches and fail-safe fused thermistors to mitigate current surge during transfers ensuring critical equipment is protected during fail-over.

### Vertiv™ PowerIT Rack Transfer Switch



Front view



Rear view

*The Vertiv™ PowerIT Rack Transfer Switch provides the widest range of configuration options to support redundancy strategies in most data center and edge applications.*

### Upgradeable Technology

The Vertiv™ PowerIT Rack Transfer Switch utilizes the evolutionary upgradeable technology used in the Vertiv™ rack PDUs. It provides users with the flexibility to install the intelligence they require today, with the option to upgrade technology as needs evolve. From basic power to power monitoring, the Vertiv™ PowerIT Upgradeable product line adapts to your business well into the future.

### Enhanced Intelligence

Intelligent models provide a comprehensive view of critical IT equipment power usage at the rack or via remote access. Set user-defined thresholds to receive notifications when power and environmental conditions fall outside the desired range. Outlet level monitored units provide a granular view of equipment power usage, and Switched models enable users to turn-on, turn-off, or reboot individual outlets.

*Available in a variety of single phase electrical and receptacle configurations with different intelligence options.*

## At a Glance

### Intelligence Type

- Basic Upgradable
- Unit Level Monitored
- Outlet Level Monitored
- Switched Unit Level Monitored
- Switched Outlet Level Monitored

### Rack Mount Configuration

- 1U and 2U Horizontal

### Global Compliance

- UL Listed and CE Marked

### Voltage Range

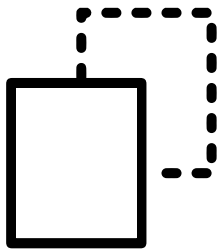
- 100-240V

### Amperage Range

- 10A, 15A, 16A, 20A, 30A, and 32A


### Receptacle Type

- Combination C13/C19, U-Lock C13, NEMA 5-15R and NEMA 5-20R
- L6-30C and IEC 2P+E IP44



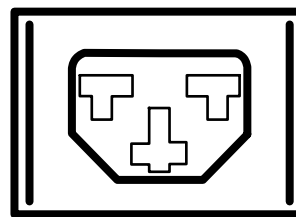
### Easy to Use Front Panel Interface

The front panel interface provides visual identification of the active power source and allows users to do a manual transfer to the secondary power source remotely or with the touch of a button to perform equipment maintenance.



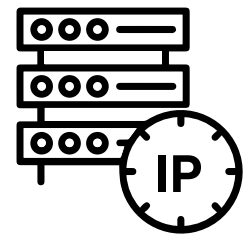
### <4-8ms Transfer Speed

When power is lost on the primary source, the Vertiv™ PowerIT Rack Transfer Switch transfers to the backup or secondary source in under 4-8 milliseconds to maintain critical IT equipment continues to receive power during a power outage.



### Combination Outlet C13/C19

Select models come equipped with the Combination Outlet C13/C19 accommodating either a C14 or C20 power cable in the same outlet without the need for an adapter. The 2-in-1 outlet simplifies the buying process and offers greater flexibility to accommodate ever-changing rack power requirements.



### Vertiv™ Intelligence Director

Streamline deployment with IP aggregation of up to 50 supported Vertiv™ devices on a single IP address with self-configuration of downstream devices.

## Reference Rack Transfer Switch Models

| Stocking Location | Model    | Category             | Sub Category                     | Form Factor | Volts    | Amps       | Max kW                                   | Plug Type       | Receptacle Qty / Type             | Max Operating Temp* | VI Director |
|-------------------|----------|----------------------|----------------------------------|-------------|----------|------------|--|-----------------|-----------------------------------|---------------------|-------------|
| AMER              | VA4U11A0 | Rack Transfer Switch | Monitored Unit Level             | 1U          | 100-240V | 10A or 15A | 1.4kW (120V), 2.4kW (208V), 2.3kW (230V) | (2) C14 Inlet   | (10) U-Lock C13                   | 60°C                | YES         |
| AMER              | VA4N11A0 | Rack Transfer Switch | Monitored Unit Level             | 1U          | 100-120V | 15A        | 1.4kW (120V)                             | (2) NEMA 5-15P  | (10) NEMA 5-15R                   | 60°C                | YES         |
| AMER              | VA4N21A0 | Rack Transfer Switch | Monitored Unit Level             | 1U          | 100-120V | 20A        | 1.9kW (120V)                             | (2) NEMA 5-20P  | (10) NEMA 5-20R                   | 60°C                | YES         |
| AMER              | VA4N31A0 | Rack Transfer Switch | Monitored Unit Level             | 1U          | 200-240V | 30A        | 4.9kW (208V)                             | (2) NEMA L6-30P | (1) NEMA L6-30C (Corded Output)   | 60°C                | YES         |
| EMEA              | VA7U21A0 | Rack Transfer Switch | Switched Outlet Level Monitoring | 1U          | 100-240V | 16A or 20A | 1.9kW (120V), 3.3kW (208V), 3.6kW (230V) | (2) C20 Inlet   | (6) Combination Outlet C13 / C19  | 60°C                | YES         |
| EMEA              | VA4U21A0 | Rack Transfer Switch | Monitored Unit Level             | 1U          | 100-240V | 16A or 20A | 1.9kW (120V), 3.3kW (208V), 3.6kW (230V) | (2) C20 Inlet   | (12) Combination Outlet C13 / C19 | 60°C                | YES         |
| EMEA              | VA7G32A0 | Rack Transfer Switch | Switched Outlet Level Monitoring | 2U          | 200-240V | 32A        | 7.3kW (230V)                             | (2) 1P+N+E      | (12) Combination Outlet C13 / C19 | 60°C                | YES         |
| EMEA              | VA4G31A0 | Rack Transfer Switch | Monitored Unit Level             | 1U          | 200-240V | 32A        | 7.3kW (230V)                             | (2) 1P+N+E      | (12) Combination Outlet C13 / C19 | 60°C                | YES         |

| Vertiv SKU | Type                           | Form       | Input              | Outlets    | Total Disti Stock | Stocked with Distributor |
|------------|--------------------------------|------------|--------------------|------------|-------------------|--------------------------|
| VA4N11A0   | Monitored Rack ATS, Unit-Level | Horizontal | 5-15P (Dual Input) | (10) 5-15R | 16                | Yes                      |
| VA4N21A0   | Monitored Rack ATS, Unit-Level | Horizontal | 5-20P (Dual Input) | (10) 5-20R | 16                | No                       |



## Universal Power Distribution Unit (UPDU)

The Vertiv™ PowerIT UPDU is the most versatile and robust rack power distribution unit on the market with a universal power input and pivoting connector that can mate to any geographically specific Facility Side Cable, simplifying management and enabling rapid IT infrastructure deployments.

The Vertiv™ PowerIT UPDU features a universal input and a detachable power cable meeting AC power specs that are common worldwide ranging from 16A to 63A, 120V to 415V with single and three phase power configurations.

Models available in 11kW and 22kW max power load capacities in both vertical and horizontal form factors with various receptacle combinations, monitoring and outlet control options.



*The universal design enables a single unit to be purchased, installed and shipped to any location around the world, regardless of the regional power infrastructure.*

The Vertiv™ PowerIT UPDU power configuration is determined by the connected Facility Side Cable. Change the cable to adjust the input power configuration.



30/32A, 3P+N+E (IP44)  
FSC3U002



L6-30P  
FSC1N001



16/20A, 3P+N+E (IP44)  
FSC3U001



L21-30P  
FSC3N003

## How does it work?

1. Select a Vertiv™ PowerIT UPDU model based on anticipated maximum rack power usage
2. Choose between a 2U Horizontal or 0U Vertical with a variety of monitoring, management, and outlet configuration options
3. Install the same model in all racks and cabinets. The pivoting input adjusts from 0 to 90 degrees to simplify power cable routing
4. Identify the facility power available for each location and select the Facility Side Cable with the appropriate power configuration needed
5. Simply swap out the Facility Side Cable as power requirements increase or decrease to adapt to changing power needs

## Benefits

- Supply chain agility
- Global data center interoperability
- Improve power efficiency with input and outlet level power monitoring
- Lower inventory management costs

## Reference Universal PDU Models

Visit the rPDU Finder on Vertiv.com for a complete list of available models.

### Universal PDU

| Model    | rPDU Type | rPDU Sub-Type | Horizontal / Vertical | PDU Ratings   | Breaker Qty | Max kW | Plug Type | Receptacle QTY/ Type                | Max Operating Temp* | VI Director |
|----------|-----------|---------------|-----------------------|---|-------------|--------|-----------|-------------------------------------|---------------------|-------------|
| VP4UU0A1 | Monitored | Unit Level    | Vertical              | 16A 3-WYE 230/415V max<br>24A 3- Delta 208V max<br>48A 1- 240V ma   | 3           | 11kW   | Universal | (30) Combination Outlet C13 / C19   | 60°C                | YES         |
| VP4UV0A2 | Monitored | Unit Level    | Vertical              | 32A 3-WYE 230/415V max<br>48A 3- Delta 208V max<br>63A 1- 240V max  | 6           | 22kW   | Universal | (30) Combination Outlet C13 / C19   | 60°C                | YES         |
| VP7UU0A0 | Switched  | Outlet Level  | Vertical              | 16A 3- WYE 230/415V max<br>24A 3- Delta 208V max<br>48A 1- 240V max | 3           | 11kW   | Universal | (30) U-Lock C13,<br>(6) U-Lock C19  | 60°C                | YES         |
| VP7UV0A0 | Switched  | Outlet Level  | Vertical              | 32A 3- WYE 230/415V max<br>48A 3- Delta 208V max<br>63A 1- 240V max | 6           | 22kW   | Universal | (18) U-Lock C13,<br>(12) U-Lock C19 | 60°C                | YES         |
| VP7UU0A2 | Switched  | Outlet Level  | Vertical              | 16A 3- WYE 230/415V max<br>24A 3- Delta 208V max<br>48A 1- 240V max | 3           | 11kW   | Universal | (24) Combination C13 / C19          | 60°C                | YES         |
| VP7UV0A3 | Switched  | Outlet Level  | Vertical              | 32A 3- WYE 230/415V max<br>48A 3- Delta 208V max<br>63A 1- 240V max | 6           | 22kW   | Universal | (24) Combination C13 / C19          | 60°C                | YES         |

### Facility Side Cable

| Model                            | Plug Type             | Rating               | kW (max)       |                |
|----------------------------------|-----------------------|----------------------|----------------|----------------|
|                                  |                       |                      | 3 Breaker UPDU | 6 Breaker UPDU |
| <b>Facility Side Cable (FSC)</b> |                       |                      |                |                |
| FSC3U001                         | 16/20A, 3P+N+E (IP44) | 16/20A, 230/400V WYE | 11.0kW         | 11.0kW         |
| FSC1N001                         | L6-30P                | 30A, 208V            | 4.9kW          | 4.9kW          |
| FSC3N003                         | L21-30P               | 30A, 120/208V WYE    | 8.6kW          | 8.6kW          |
| FSC3U002                         | 30/32A, 3P+N+E (IP44) | 30/32A, 230/400V WYE | 11.0kW**       | 22.0kW         |
| FSC3N006                         | 60A, 3P+E (IP44)      | 60A, 208V Delta      | 9.9kW*         | 17.2kW         |

Product chart shows limited spec information. For complete product details visit Vertiv.com.

\*See data sheet for maximum operating temperature requirements.

\*\*Max kW limited by internal UPDU circuit breakers


## Combination Outlet C13 / C19



### Simplify rPDU specification, purchase, and deployment.

The Combination Outlet C13/C19 provides the highest level of rack power versatility. The 2-in-1 design allows you to connect both IEC C14 and C20 plugs into the same outlet.

- High retention outlets reduce the risk of costly downtime from accidental disconnections of the power cord. The Combination Outlet C13 / C19 is also P-Lock compatible for additional protection
- Easily identify circuits with color-coded P-Lock tabs
- Streamline circuit and phase balancing with alternating outlets



## How You Benefit from Vertiv™ Rack PDUs

### Designed for High Availability




- High operating temperature rating to accommodate increased rack densities.
- Secure cords with U-Lock outlets to prevent accidental dislodging.
- Hot-swappable and upgradeable monitoring device allows users to upgrade as technology advances and business needs change.

### Optimized Energy and Capacity Management



- Metering of key electrical parameters with +/-1% accuracy provides highly accurate comprehensive power monitoring.
- Lowest idle power consumption in the industry.
- Power and environmental trend reports through several Vertiv™ DCIM solutions to provide visibility and control of energy usage by IT equipment.

### Simplified Integration with Management Tools



- Integration with Vertiv™ software stack to simplify implementation and change management translating to real cost savings.
- IPv4 and IPv6 support.
- Support for all major management, authentication and encryption standards and protocols to fully integrate with higher level data center management software provided by Vertiv or third parties.

### Compatibility with Racks and Power Chain



- Compatible with all industry standard racks.
- Available in all major global voltage and amperage combinations typically used in data center or remote sites.
- Easily integrate with Vertiv's full line of power products. A Vertiv expert can assist in selecting the right rPDU for your power chain needs.

### Enhanced Security Features



- Together with Vertiv™ Avocent® ACS VPN and Out-of-Band communication supports highest security communication for Edge applications.
- SNMPv3, ssh, HTTP(S) and IPv6 support.

## Integrate Environmental Sensors to Pro-actively Monitor Critical Infrastructure



### Temperature — SRT

The SRT is an easy-to-install external temperature sensor great for monitoring a variety of areas, such as; A/C inlet, A/C outlet, ambient room temperature, hot spots, and internal cabinet temperature. The SRT is available in a variety of cable lengths. Contact a Vertiv sales representative for a full list of temperature sensor options.



### Temperature/ Humidity/ Dew Point/ Airflow — RTAFHD3

The RTAFHD3 temperature, relative humidity, dew point, and airflow sensor provides critical information to maintain equipment is receiving adequate airflow within the optimal parameters to prevent premature equipment failure due to out-of-range operating conditions.



### Temperature/ Humidity/ Dew Point — GTHD

The GTHD sensor collects and transmits real-time temperature and relative humidity data to protect critical data center and Vertiv™ Edge infrastructure from heat and moisture. The sensors can be daisy chained together to simplify installation.



### Temperature x 3/ Humidity/ Dew Point Kit — GT3HD

The GT3HD provides real-time temperature and relative humidity monitoring with additional 3ft/ .9m and 6ft/ 1.8m temperature sensors. The GT3HD is ideal for monitoring temperature at the top, middle, and bottom of a server cabinet. A supplementary input provides the ability to daisy-chain additional sensors together making it a perfect solution for monitoring a row of racks or cabinets.



### Analog-to-Digital Converter — A2D

The A2D allows users to connect a dry contact, 0-10V, or 4-20mA sensor to an RJ12/ Plug-n-Play sensor port. It provides users with the flexibility to utilize a Plug-n-Play sensor port for a Dry Contact / 0-5V sensor.



### Door Position — RDPS

The RDPS detects when a door or cabinet is open or closed. The door position sensor has four components: magnet, switch with screw-terminal, cover and connection wires. The wired switch is mounted to the door frame or cabinet and the magnet on the door, opposite the switch. When the door is opened, the switch separates and the sensor trips an alarm.



### Flood Sensor — FS

The Flood Sensor detects the presence of water. The sensor measures conductivity and indicates whether the sensor is dry, wet, or completely immersed in water. Flood Sensors are commonly installed near or under plumbing fixtures, A/C drip pans, pipes and water sprinklers.



### Power Failure Sensor — PFS

The power failure sensor provides real-time notifications of power outages. It is commonly used to monitor utility, UPS, and 3-phase power. The PFS connects to an analog input port and comes complete with its own power adapter that plugs directly into the power source being monitored. Status LEDs provide immediate indications of system state.

## Maintain power system availability with expert support for Vertiv™ PowerIT rPDUs

**The Distribution Assurance Package combines market-leading rPDU technology with a seven-year protection plan and the industry's premier service capability.**

Rack Power Distribution Units (rPDUs) are the last link in the power chain, maintaining delivery of critical power to IT loads. These critical components play a key role in data center infrastructure management, giving you access to rack-level power consumption and environmental information. Rack PDUs also allow you to directly control power to IT equipment for better capacity and power management. Having rPDUs that are properly installed and maintained is essential for critical system availability. However, your internal resources who are dealing with time and budget constraints cannot always give rPDUs the attention they need. Additionally, services that aren't provided by the original equipment manufacturer (OEM) may not be comprehensive or include the level of expertise required.

By choosing a bundled solution that combines market-leading rPDU technology with lifecycle services provided by the OEM, you simplify the management of your IT equipment.



### Our Distribution Assurance Package for Vertiv™ PowerIT rPDUs Includes:

#### Startup and Installation

Factory-authorized Vertiv technicians handle rPDU installation and startup at your location. You'll enjoy the convenience and peace of mind that comes from having the experts do the job, and IT staff is free to attend to other tasks.

#### Seven-Year Protection Plan

The Distribution Assurance Package provides 100 percent labor and travel coverage, and 100 percent parts coverage for maintenance, repair, or replacement for a full seven years. With this level of protection, you avoid unexpected downtime costs and gain network availability.

#### Optional Removal and Disposal

If ordered with the Distribution Assurance Package, our technicians will remove and dispose of any old rPDUs while following all regulatory requirements. This optional task is handled when visiting to install and startup your new rPDUs.

#### On-site Support and Emergency Response

Vertiv's experienced team of technicians offers the industry's premier service capability for maintaining and supporting rPDUs. Should a problem ever arise, you'll have 24x7 access to Vertiv's Customer Resolution Center. You can count on quick recognition by support personnel as well as priority status during emergencies including guaranteed onsite emergency response.

#### Comprehensive Reports

We provide on-demand access to service histories and reports via the Customer Services Network portal. With this vital information at your fingertips, you will always know the status of your rPDUs under contract, and will have the information needed to simplify the management of this critical power system component.

#### Ordering Information

To learn more about this service and other Vertiv™ solutions, please visit **Vertiv.com** or call **1-800-543-2378**.

## Vertiv™ PowerIT Rack PDUs and RTS – Service Options

### Distribution Assurance Package

| <b>Bundled Start-up Service AND 7-Year On-site Emergency Response</b> | <b>Single Site</b> | <b>Single Site with Removal</b> | <b>Multi-site co-location</b> | <b>Multi-site with Removal</b> |
|---|--------------------|---------------------------------|-------------------------------|--------------------------------|
| <b>Equipment Model / Type</b>   | <b>Part Number</b> | <b>Part Number</b>              | <b>Part Number</b>            | <b>Part Number</b>             |
| Rack PDU  | DAPRPDU-GE1        | DAPRPDU-GERMV1                  | DAPRPDU-GEX                   | DAPRPDU-GERMVX                 |
| Rack Transfer Switch  | DAPRPDU-GE1        | DAPRPDU-GERMV1                  | DAPRPDU-GEX                   | DAPRPDU-GERMVX                 |

### Vertiv™ PowerIT rPDU Startup Services

| <b>Startup Service Only</b>   | <b>Single Site</b> | <b>Single Site with Removal</b> | <b>Multi-site co-location</b> | <b>Multi-site with Removal</b> |
|-------------------------------|--------------------|---------------------------------|-------------------------------|--------------------------------|
| <b>Equipment Model / Type</b> | <b>Part Number</b> | <b>Part Number</b>              | <b>Part Number</b>            | <b>Part Number</b>             |
| Rack PDU                      | SURPDU-GE1         | SUPRPDU-GERMV1                  | SURPDU-GEX                    | SUPRPDU-GERMVX                 |
| Rack Transfer Switch          | SURPDU-GE1         | SUPRPDU-GERMV1                  | SURPDU-GEX                    | SUPRPDU-GERMVX                 |

### Distribution Emergency Service

| <b>7-Year On-site Emergency Response</b> | <b>Monitored/Switched rPDU</b> | <b>Basic Non-Monitored rPDU</b> |
|--|--------------------------------|---------------------------------|
| <b>Equipment Model / Type</b>            | <b>Part Number</b>             | <b>Part Number</b>              |
| Rack PDU                                 | DEP-rPDU-Mntrd                 | DEP-rPDU-nMntrd                 |
| Rack Transfer Switch                     | DEP-rPDU-Mntrd                 | DEP-rPDU-nMntrd                 |

### Distribution Assurance Package - Summary

- Includes all below "rPDU Start-up Services" and "Distribution Emergency Services" support

### Vertiv™ PowerIT rPDU Startup Services - Summary

- Installation includes mounting and start-up of new rPDU or RTS (excludes hard-wired applications)
- Services performed by Vertiv factory trained technician
- Services performed 7 X 24, excluding national holidays within the 48 contiguous states, Hawaii and Canada
- Removal and disposal of existing rPDU or RTS equipment, if selected

### Distribution Emergency Services - Summary

- On Site Service Support
- Full-service seven (7) year contract term commencing upon the start-up date
- 100% parts coverage
- 100% labor and travel coverage 7 days/week, 24 hours/day
- 24-Hour Customer Resolution Center via 1-800-LIEBERT
- Access to Customer Services Network portal

**Please refer to the Scopes of Work for full and additional details.**



**Vertiv.com** | Vertiv Headquarters, 505 N Cleveland Ave, Westerville, OH 43082, USA

© 2025 Vertiv Group Corp. All rights reserved. Vertiv™ and the Vertiv logo are trademarks or registered trademarks of Vertiv Group Corp. All other names and logos referred to are trade names, trademarks or registered trademarks of their respective owners. While every precaution has been taken to ensure accuracy and completeness here, Vertiv Group Corp. assumes no responsibility, and disclaims all liability, for damages resulting from use of this information or for any errors or omissions. Specifications, rebates and other promotional offers are subject to change at Vertiv's sole discretion upon notice.