



Liebert® EXL S1

from 300 to 1250 kW

Beyond the Power Revolution



About Vertiv

Vertiv brings together hardware, software, analytics and ongoing services to ensure its customers' vital applications run continuously, perform optimally and grow with their business needs. Vertiv solves the most important challenges facing today's data centers, communication networks and commercial and industrial facilities with a portfolio of power, cooling and IT infrastructure solutions and services that extends from the cloud to the edge of the network. Headquartered in Columbus, Ohio, USA, Vertiv employs around 20,000 people and does business in more than 130 countries. For more information, and for the latest news and content from Vertiv, visit [Vertiv.com](https://www.vertiv.com).

Vertiv.com

OUR PURPOSE

We believe there is a better way to meet the world's accelerating demand for data - one driven by passion and innovation.




OUR GLOBAL PRESENCE

Manuf. and Assembly Locations **19**
Service Centers **270+**
Service Field Engineers **2,700+**
Technical Support/Response **330+**
Customer Experience Centers/Labs **17**


US AND CANADA
Manuf. and Assembly Locations **7**
Service Centers **120+**
Service Field Engineers **850+**
Technical Support/Response **120+**
Customer Experience Centers/Labs **4**


LATIN AMERICA
Manuf. and Assembly Locations **1**
Service Centers **20+**
Service Field Engineers **300+**
Technical Support/Response **25+**
Customer Experience Centers/Labs **2**


EUROPE, MIDDLE EAST AND AFRICA
Manuf. and Assembly Locations **5**
Service Centers **70+**
Service Field Engineers **600+**
Technical Support/Response **95+**
Customer Experience Centers/Labs **6**


ASIA PACIFIC
Manuf. and Assembly Locations **6**
Service Centers **60+**
Service Field Engineers **950+**
Technical Support/Response **90+**
Customer Experience Centers/Labs **5**

Liebert® EXL S1 from 300 to 1250 kW

Liebert® EXL S1 the New T-free Monolithic UPS Generation Delivering Secure Power and Maximized Energy Saving

Liebert EXL S1, the new generation of 80-NET™ UPS, delivers unsurpassed performance to medium-large data centers as a result of proven track record, successes, a reliable large installed base and more than 15 years of acquired experience with the 80-NET and Liebert EXL technology.

The new Liebert S1 is a monolithic product that features a transformer-free design with a full IGBT three-level topology. It provides extraordinary features, including a double conversion efficiency of up to 97%, further improved to 99% with the dynamic online mode. Moreover, the intelligent paralleling optimizes efficiency at partial load, achieving superior running cost savings as well as reduced TCO and CO₂ emissions.

Liebert EXL S1 Dynamic Grid Support feature can provide frequency regulation by controlling the input power to support services such as frequency regulation-up, regulation-down, or both via charging and discharging of the battery.

Liebert EXL S1 can operate with both standard VRLA and new Li-ion batteries thus adapting to all possible requirements in terms of runtime, life expectancy and TCO, and showing extreme flexibility.

Furthermore, its higher power density in a minimum footprint optimizes the availability of IT space and reduces related costs.

Liebert EXL S1, available from 300 to 1250 kW, delivers secure power while providing first class load protection and maximum energy saving for mission critical applications.

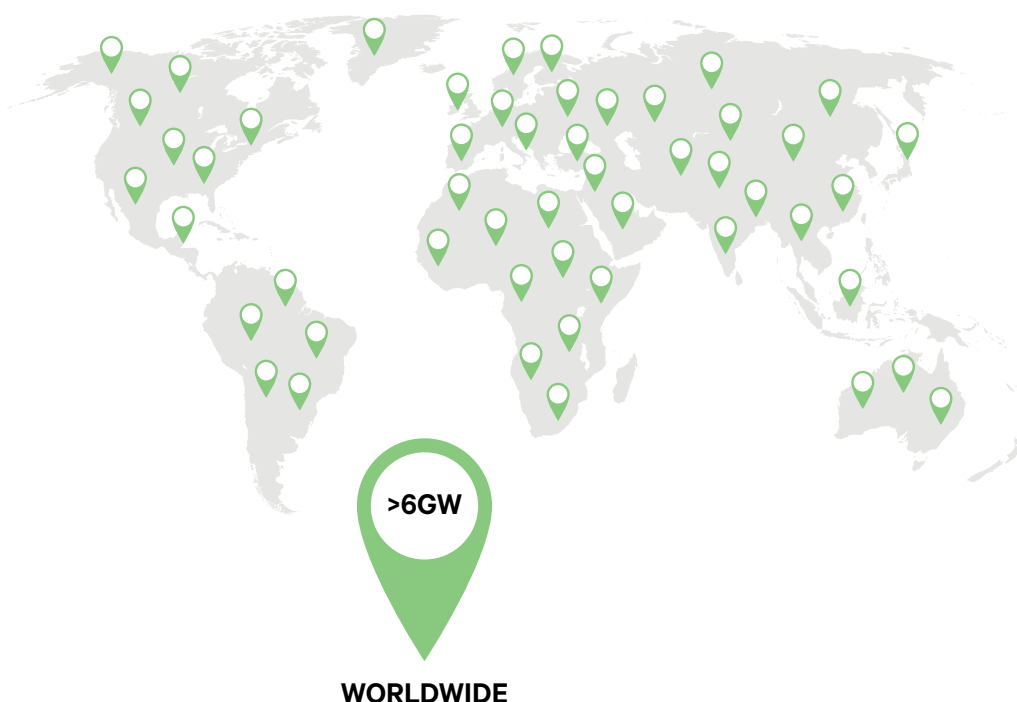


Liebert® EXL S1

At Vertiv we believe that being mindful of product design, development, use, and disposal are important to the longevity of our industry.

Checkout these environmentally conscious features of the Liebert® EXL S1:

- Up to 99% operating efficiency in Dynamic Online mode, maximizing energy usage and minimizing losses, while still securing the critical load against grid events within IEC 62040-3 Class 1 limits.*
- Intelligent paralleling algorithms maximize efficiency on parallel installations at partial load.
- Dynamic Grid Support capability allowing end users to support the integration of renewable energy sources.
- Environmental compliance (IEC 62040-4) promotes reduction of any adverse environmental impact during a complete UPS life cycle.



Highlights

- Extraordinary double conversion efficiency up to 97%
- Dynamic Grid Support for enhanced grid interactive capabilities
- Maximized active power at unity power factor
- Compact footprint for optimum space utilization
- Li-ion battery option with Battery Monitoring System integration.
- Optional integrated backfeed protection

Capacity & Installation Flexibility from 300 kW up to 9.6 MW

Liebert® EXL S1 features a transformer-free design with full IGBT three-level double conversion technology, providing extraordinary savings on installation and running costs, while at the same time delivering first class load protection.

Liebert EXL S1 also features a full IGBT three-level rectifier allowing for electrical infrastructure cost saving, reducing the size of gensets, circuit protection, cabling and transformers.

Flexibility and Compatibility

Liebert EXL S1 can be fully adapted to meet diverse system requirements in terms of power capacity and redundancy allowing for different system designs, thus ensuring maximum flexibility:

- Output Power Factor up to 1
- No power derating from 0.4 lagging to 0.7 leading
- Optimum space/power ratio

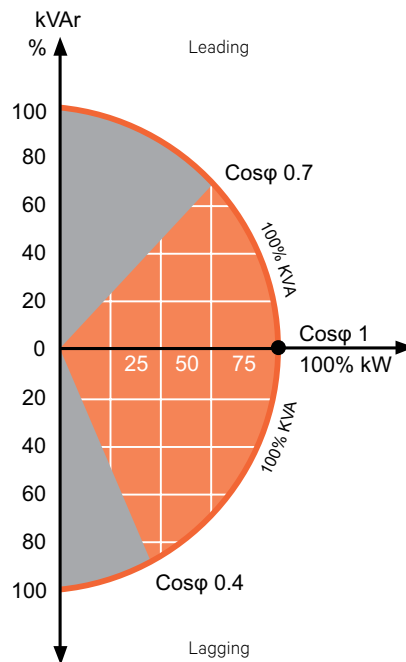


Figure 8: Power Factor Output Diagram

Maximized active power, high efficiency and complete compatibility for modern, mission critical IT loads.

Features and Performance

- Transformer-free design
- Full IGBT three-level NPC2 topology
- Excellent input performances:
 - PF > 0.99
 - THDi < 3%
- Automatic output power upgrade of up to +10%
- Three and four wire electrical compatibility
- Centralized and distributed parallel capabilities
- Seismic compliance



Improved Efficiency

Liebert® EXL S1 delivers an outstanding double conversion efficiency of up to 97%, which further increases up to 99% with the dynamic online mode, consequently reducing operating costs and energy dissipation (kW) to a minimum. This significantly minimizes the consumption of the cooling system, providing an overall TCO reduction and rapid payback time.

Furthermore, through its intelligent ECO mode efficiency and the intelligent paralleling feature Liebert EXL S1 can optimize efficiency even at partial load achieving additional superior cost savings.

Liebert EXL S1 levels of efficiency and consequent electricity cost savings can be attributed to:

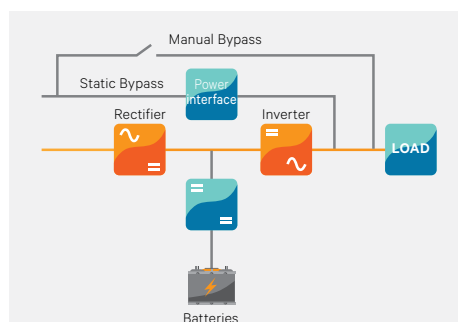
- Latest generation IGBT
- Adoption of a three-level NPC2 topology for both rectifier and inverter
- DC controlled fan speed
- Intelligent paralleling mode
- Advanced digital technology and fast transfer

The seamless activation of Liebert EXL S1's functioning modes ensures the highest level of efficiency without compromising power quality and availability.

The dynamic online mode ensures Class 1 output performance under most stringent conditions:

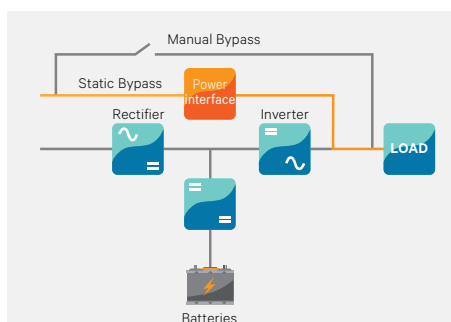
- Network fault (voltage variation, high/low impedance mains failures)
- Load fault (short circuit downstream of the UPS)
- Type of load connected (PDU transformer)

The unit is able to discriminate between various types of interferences and rapidly respond, while at the same time ensuring compatibility with downstream equipment such as servers, transformers, STS or mechanical loads.



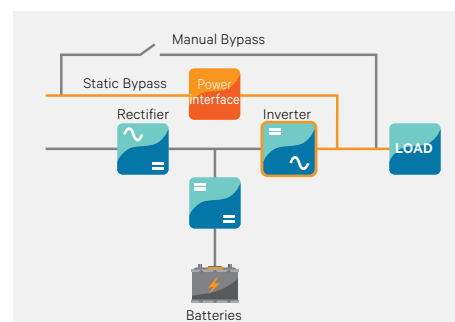
Maximum Power Control (VFI)

Provides the highest level of power conditioning and protects the load from all electrical network disturbances.



Maximum Energy Saving (VFD)

Detects when conditioning is not required and allows the energy flow to passthrough the bypass line.



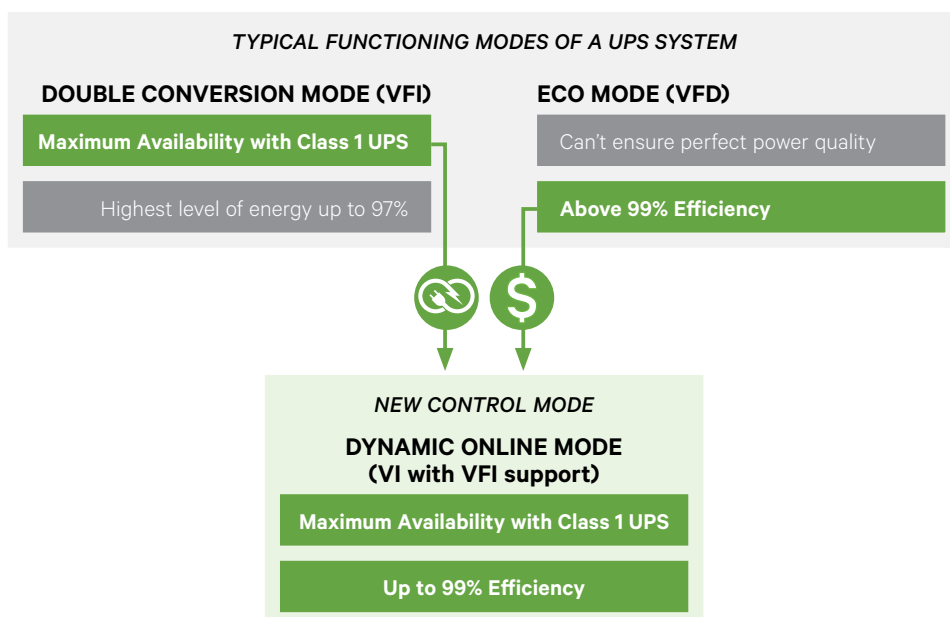
Dynamic Online, High Efficiency & Power Conditioning (VI)

Compensates the load THDi, PF and main sags and swells, ensuring fast transfer output performance.

Dynamic Online mode: No more availability tradeoff with efficiency

Dynamic Online mode is the latest high efficiency mode of operation offered by Vertiv, developed for those that do not want to trade off any level of availability for incremental gains in efficiency. Dynamic Online mode enables **operating efficiency up to 99% without sacrificing availability**. In fact, while in this mode, the inverter can instantaneously assume the load and maintain the output voltage within the IEC 62040 Class 1 specification, thus offering the same level of availability typically achieved in a double conversion operating mode.

Dynamic Online mode is therefore able to combine the superior availability of a double conversion operating mode with the excellent energy cost savings of a high efficiency mode for a reduced total cost of ownership.



Liebert® EXL S1 from 300 to 1250 kW

Liebert® EXL S1 Dynamic Grid Support Feature

Intermittent renewables continue to challenge conventional energy generation. Evening out this renewable supply requires new energy storage services behind the meter. Operators of data centers and other types of critical infrastructure have a key role to play in this shifting energy landscape which presents new ways to generate revenue and lower costs.

Liebert® EXL S1 can provide frequency regulation by controlling the input power to support services such as frequency

regulation-up, regulation-down, or both via charging and discharging of the battery.

Dedicated controls always maintain the necessary battery energy to support the critical load in event of an outage.

By enabling UPS grid services with elevated speed of response to frequency variations and other external commands, Vertiv allows data center owners to participate in specific demand and response programs (e.g. Fast Frequency Response and Peak Shaving).

The total response time from the moment receiving the signal for the Dynamic Grid Support to the time reaching the specified power is below 0.5 second.

Offering your site's energy demand flexibility will enable access to new revenue streams and cost saving opportunities. With a focus on your site's primary function these benefits can be realized with Liebert EXL S1 without operational impacts.

Dynamic Grid Support is available for a number of markets, including:



Data Center



Commercial



Industrial



Telecommunications



Transportation

APPLICATION EXAMPLE



A 1 MW data Center

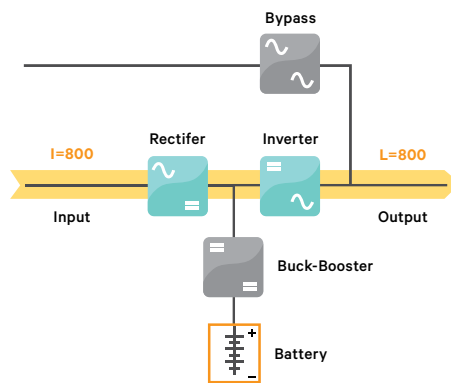


can generate revenue up to

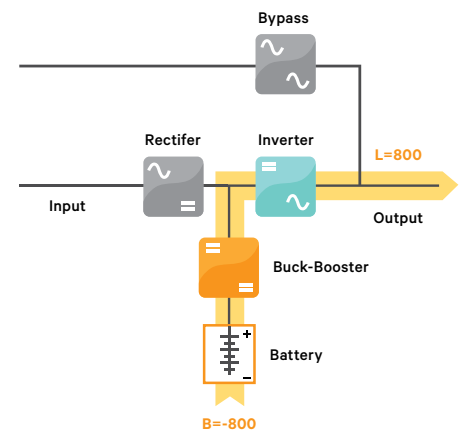


100.000 € each year

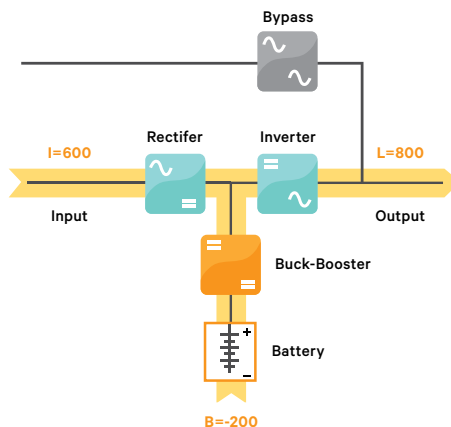
Grid Operating Modes Dynamic Grid Support



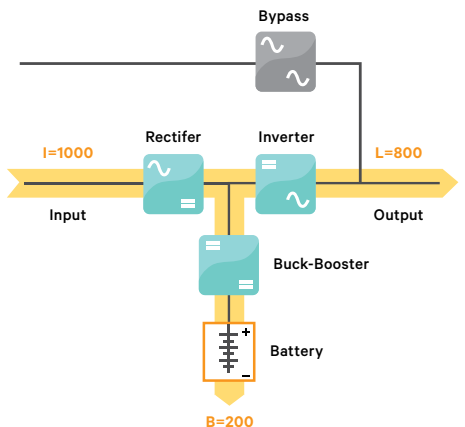
Standard UPS operation (normal operation)



Discharge mode (full disconnection)



Discharge mode (Partial disconnection)



Recharge mode

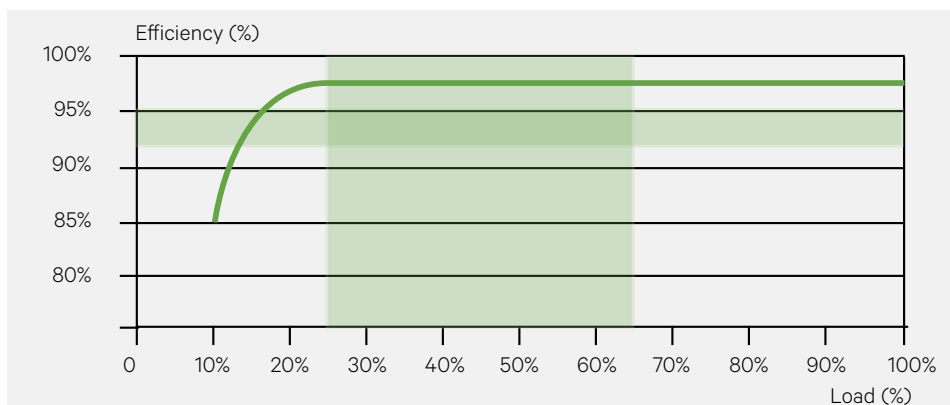
Intelligent Paralleling

Liebert® EXL S1 Intelligent Paralleling Feature

Activating the intelligent paralleling feature optimizes efficiency at partial load, thus achieving superior running cost savings. Enabling this feature allows the system to automatically adapt capacity to meet immediate load requirements by switching excess units to standby mode, while ensuring continued system availability.

Furthermore, the Intelligent Paralleling feature allows each Liebert EXL S1 unit to operate in standby mode for the same amount of time, ensuring an equal life-span of module components.

This intelligent paralleling feature further maximizes Liebert EXL S1's double conversion efficiency at partial load and allows for an overall energy dissipation and TCO reduction.



Liebert® EXL S1 AC/AC efficiency with Intelligent Paralleling feature

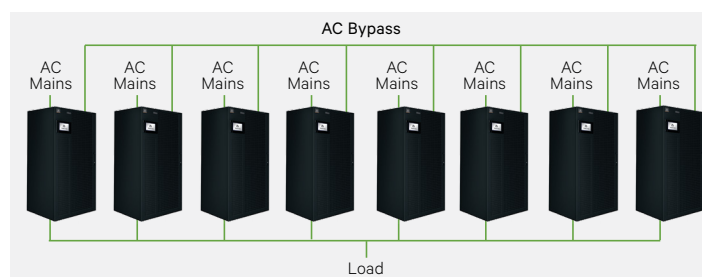


Parallel Configurations

The Liebert EXL S1 can be connected with up to 8 units in parallel, where single units can be serviced while the remaining units continue to power the load. A Liebert EXL S1 unit continues to operate even while it's being upgraded to a parallel system due to the upgrade occurring via software settings. Liebert EXL S1 can support both distributed and centralized parallel configurations providing maximum energy saving via double conversion and intelligent ECO mode, allowing to operate with a system efficiency of up to 99%.

Distributed Parallel Configuration

Paralleling single Liebert EXL S1 units offers advanced scalability. In a distributed parallel configuration, each unit has a dedicated static bypass switch, providing parallel operation without the need for a system control cabinet, thus reducing initial installation costs.

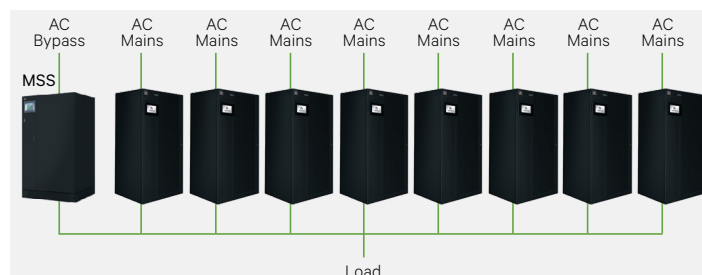


Liebert® EXL S1 distributed parallel configuration, with 8 UPS units in parallel

Centralized Parallel Configuration

With the Liebert EXL S1's centralized parallel configuration, the internal static bypass switch of each unit is disabled and an external Main Static Switch (MSS) rated for the desired maximum capacity, is installed. Therefore, the reserve supply to the loads operates via one central piece of equipment (MSS).

The MSS can easily be integrated into any switchgear, thus simplifying cabling and installation. System level commands are given to the MSS via its integrated touch screen display.

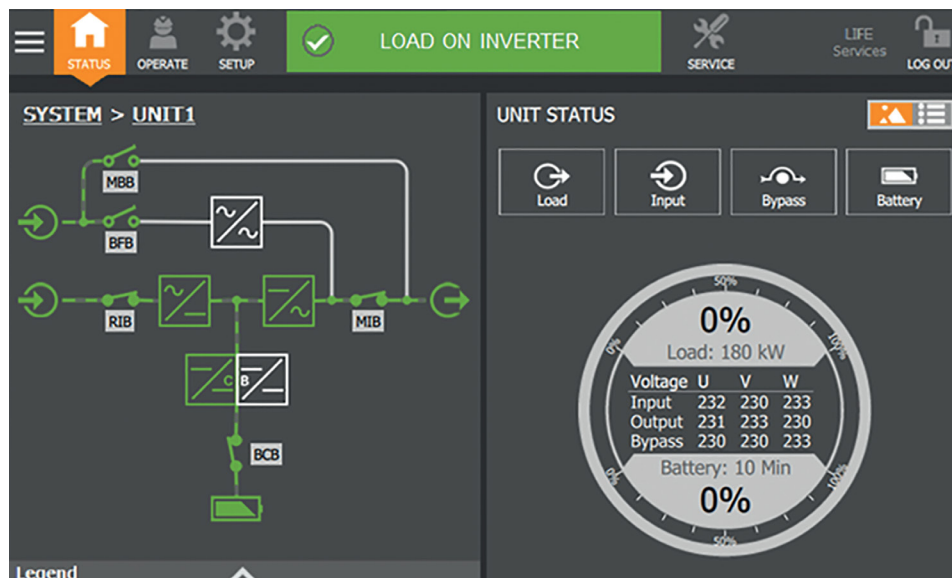


Liebert® EXL S1 centralized parallel configuration, with MSS plus 8 UPS units in parallel

User Interface and Advanced Diagnostic

Liebert® EXL S1 makes your mission critical space a peaceful place through its advanced diagnostic capability, measuring and logging, enhanced event analysis as well as an intelligent colored multi-language touch screen display.

Liebert EXL S1 advanced DSP control platform together with the patented Vector Control technology enables increased performance of three-level power converters and real time control of output power quality, guaranteeing continuous operation and premium protection for your customer's business.



Bypass Input

Voltage and frequency measurements.

Mains Input

Current, voltage and frequency values of the three input phases.

Warning/fault

Alerts of anomalies on bypass, rectifier, inverter, booster/charger, battery and load.

Events log

Date and time of important UPS events, alarms and other warnings.

Measurements

Voltage, current and frequency values of each internal functional block.

Battery

Status/values including temperature, cell voltage, capacity run time and testing.

Vertiv™ LIFE™ Services

Status of Vertiv LIFE Services connections and calls.

Tools

LCD settings and language selection.

Output

Voltage, current, frequency, and battery measurements.

Reduced TCO

Neutral Carbon Footprint

Liebert® EXL S1's new generation architecture has been designed to reduce energy and heat dissipation, consequently minimizing the demand and consumption of air conditioning systems.

The combination of these factors, coupled with a double conversion efficiency of up to 97%, reduces CO₂ emissions to a minimum. This contributes to ensuring that your customers' data centers are a step closer to meeting the industry's environmental and efficiency compliance standards.

97%

Double Conversion

Efficiency



CO₂

950 tons

of CO₂ saved every year

Advanced control diagnostic, excellent operating efficiency, intelligent paralleling feature, minimum footprint and high energy density make Liebert EXL S1 the perfect UPS to deliver secure power to all mission critical applications, maximum energy saving and rapid return on investment.

Liebert EXL S1 provides system capacity from 300 kW up to 9.6 MW which can be adapted according to diverse design requirements in terms of flexibility, redundancy and system reliability.

Furthermore, its high power density in a minimum space allows customers to maximize the number of racks and servers housed in their data center, thus granting more space for IT equipment.

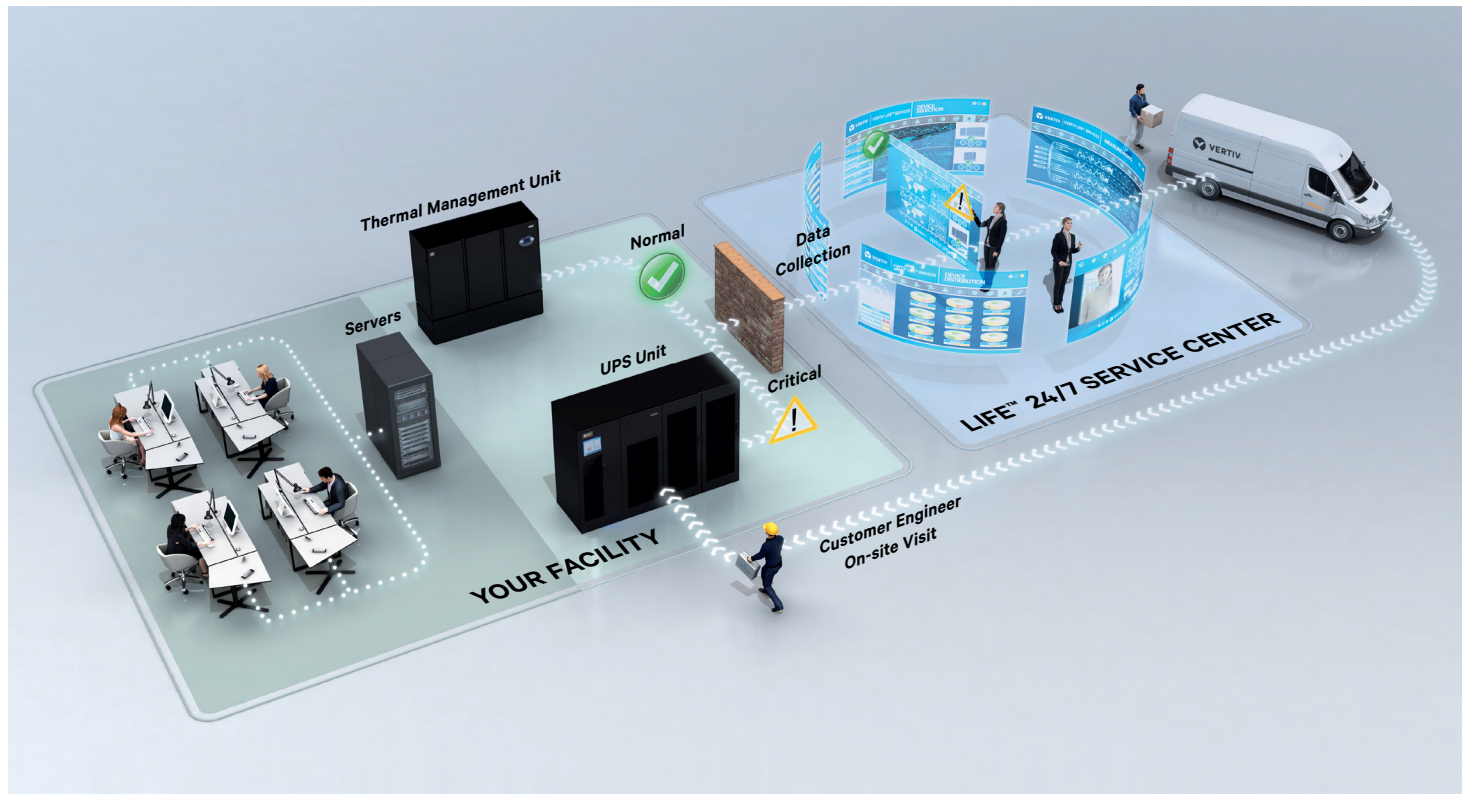
The Liebert EXL S1 technology, has brought extraordinary benefits in terms of:

- Zero impact on upstream infrastructure
- Perfect compatibility with modern mission critical loads
- Enhanced performances for maximum energy saving
- CO₂ emission reduction
- Maximum system flexibility for all installations
- Reduced TCO



Vertiv™ LIFE™ Services Remote Diagnostic and Preventive Monitoring

Vertiv's service program is designed to ensure that your critical power protection system is maintained in an optimum state of readiness at all times.



The **Vertiv™ LIFE™ Services** Remote Diagnostic and Preventive Monitoring provides early warning of UPS conditions and out of tolerances. This allows effective proactive maintenance, fast incident response and remote trouble shooting, giving customers complete security and peace of mind. With Vertiv LIFE Services you will benefit from:

Uptime Assurance

Constant monitoring of UPS parameters, thus maximizing the system's availability.

First Time Fix Rate

Pro-active monitoring and data measuring ensure that when our customer engineers are dispatched on-site, they arrive prepared for first time resolution.

Proactive Analysis

From Vertiv LIFE Services centers, our experts proactively analyze the data and trends of your equipment, to recommend actions to ensure their best performance.

Minimized Total Cost of Ownership of Your Equipment

The continuous monitoring of all relevant parameters in turn maximizes unit performance, reduces on-site maintenance and extends the life of your equipment.

Fast Incident Response

Vertiv LIFE Services allows for immediate definition of the best course of action, as a result of the regular communication between your Liebert® EXL S1 system and our Vertiv LIFE Services centers.

Reporting

You will receive a comprehensive report detailing the working order of your equipment and its operational performance.

Customer Monitoring Interfaces

LCD Touch Screen Features

- High security access with separate password levels for users and service engineers
- User-friendly graphical interface
- Single-line mimic diagram showing system status
- Dedicated warning/fault and event log page used to monitor USP status and important events
- Dedicated measurements page for all UPS internal functional blocks

Hardware Connectivity

Liebert® EXL S1 allows for the monitoring and control of networked UPS, through different protocol options:

- The integration of UPS with Building Monitoring and Automation Systems via MODBUS RTU, MODBUS/TCP or JBUS protocols
- The integration of UPS in Network Management Systems through SNMP protocol
- Two slots for additional connectivity cards are available for specific protocol requirements.

Software Connectivity

Vertiv connects and protects your network with core-to-edge solutions and unmatched expertise.

For maximum visibility and effective monitoring in one view, pair your Vertiv™ UPS with a software solution.


Vertiv™ Environet™ Alert


Vertiv Environet Alert provides industry companies with critical facility monitoring software that is affordable and easy to use. This solution delivers superior monitoring, alerting, trending and data organization. Get monitoring, alerting and trending at a price that's right for your business.




Global presence for a close partnership. Everywhere.


Global AC Power Sites

 **4** Laboratories and R&D


 **5** Manufacturing Sites


 **3** Witness Test Sites


 **9** Main Training Centers

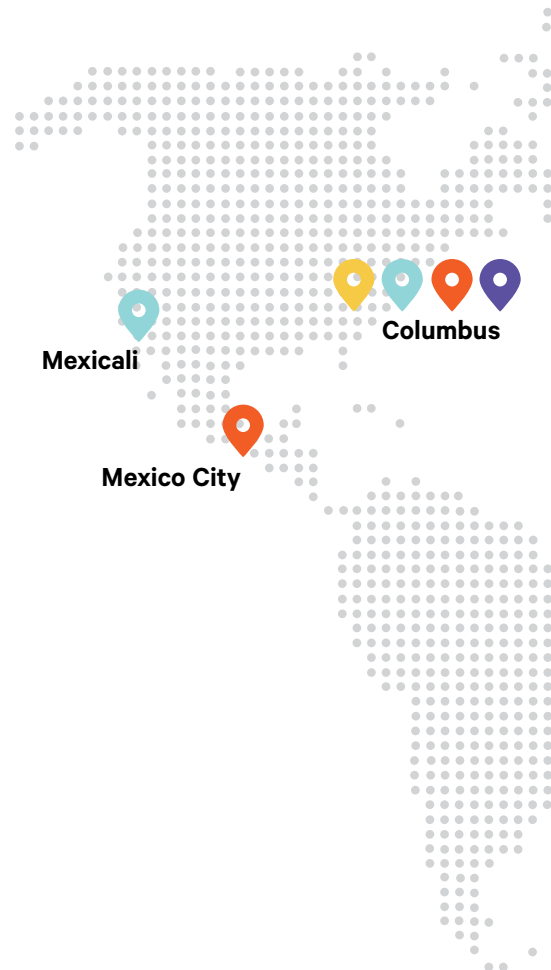
 Global Network of Regional Sales and Service Representatives

AC Power Highlights

 **100K+**
Square meter of manufacturing space

 **Up to 12MW**
available for witness tests

 **92k**
hours of technical training each year



Main Witness Test and Customer Experience Center sites.

Vertiv™ state-of-the-art Customer Experience Centers enable our customers to experience first-hand a wide variety of data center technologies, supported by constant consultation from R&D and engineering specialists. Each center also offers virtual tests allowing customers to attend remote experiences.

Bologna, Italy - Customer Experience Center

- **800+** Customers every year
- From **50+** countries
- **10+** people dedicated
- **1700 m²** Witness Testing
- **650 m²** Showroom
- **650 m²** Academy
- **5** testing stations, each providing up to 3.5 MVA of capacity = total 4 MW
- **140+** witness test every year
- **400+** UPS systems tested each year
- **Up to 4000 A** simultaneous test at full load

Validation experiences

- **Demo** on new products to demonstrate UPS performance
- **Standard** validation test showing UPS performances
- **Customized** session to validate customer's specific needs.




Delaware, US - Power Test Center

- **4,000+** m², including **280+** m² customer observation suite
- **40** testing bays, each containing multiple distinct test stations - total 12 MW available
- **100+** tour-factory witness test each year

Validation experiences

- **Steady-state** - 0% to 100% plus overload, unbalanced loading; non-linear loading
- **Dynamic** - 0% to 100% step loads plus overload, unbalanced loading; non-linear loading
- **Overload and faults** (>100%, 125%, 150%)
- **Customer special tests**





Mianyang, China - Power Test Center

- **100+** Customers every year
- From **25+** countries
- **2** people dedicated
- **180 m²** Witness Testing
- **60 m²** Showroom
- **2** testing stations, each providing up to 1.2 MVA of capacity = total 2.5 MW
- **40+** witness test every year
- **100+** UPS systems tested each year
- **Up to 1.8 A** simultaneous test at full load



Validation experiences

- **Demo** on new products to demonstrate UPS performance
- **Standard** validation test showing UPS performances
- **Customized** session to validate customer's specific needs.

Liebert® EXL S1 from 300 to 1250 kW

Liebert® EXL S1 Specifications

Technical Specifications	300	400	500	600	800	1000	1200	1250
UPS Rating (kVA)	300	400	500	600	800	1000	1200	1250
Output active power at 35 °C*(kW)	300	400	500	600	800	1000	1200	1250
Output active power at 40 °C (kW)	270	360	450	540	720	900	1080	1125
Input								
Nominal mains input voltage / voltage range* (V)	400 (280 to 460), 3Ph or 3Ph + N							
Nominal bypass input voltage / voltage range* (V)	400 (380/415 selectable), 3Ph or 3Ph + N							
Nominal frequency / frequency tolerance (Hz)	50±6%(60 selectable)							
Input Power Factor	≥ 0.99							
Input current distortion (THDi) (%)	≤3							
Integrated Backfeed Protection Device	Optional							
Output								
Nominal output voltage (V)	400 (380/415 selectable), 3Ph or 3Ph + N							
Nominal output frequency (Hz)	50 (60 selectable)							
Output voltage stability by load variation 0-100% (%)	±1							
<ul style="list-style-type: none"> static dynamic 	Complies with IEC/EN 62040-3, Class 1							
Output frequency stability								
<ul style="list-style-type: none"> synchronized with bypass mains (%) synchronized with internal clock (%) 	±2 (1, 2, 3, 4, 5 selectable)							
Inverter Overload Capacity*	110% continuous, 125% for 10mins, 150% for 1min							
Short circuit current for 200 ms*	Up to 2.0In							
Load crest factor handled without derating the ups (Ipk/Irms)	3:1							
Compatibility with loads	Any power factor (leading or lagging) up to 1							
Battery								
Permissible battery voltage range (V)	396 to 700							
Float voltage for VRLA @ 20 °C (V/cell)	2,27							
End cell voltage for VRLA (V/cell)	1.65							
Float Voltage stability in steady state condition (%)	≤1							
DC ripple voltage without battery (%)	≤1							
Battery Switch	Not included							
Bypass								
Manual Maintenance Bypass	Included 300-500 kW				Not included 600-1250 kW			
General and System Data								
Classification according to IEC/EN 62040-3	VFI-SS-111							
Operating Temperature (°C)	0-40							
Maximum relative humidity @ 20 °C (non condensing) (%)	up to 95							
Protection degree with open doors	IP 20							
Frame colour (RAL scale)	7021							
Noise @ 1 metre as per ISO 3746 (dBA ± 2dBA)	69	71		76			78	
	65 dBA @partial load			70 dBA @partial load		72 dBA @partial load		
Parallel configuration	up to 8 units in parallel							
Access	Front and Top (no rear access required)							
<ul style="list-style-type: none"> VFI efficiency Dynamic Online (VI) efficiency VFD efficiency 	up to 97% up to 99% above 99%							
Dynamic Grid Support	Included							
Dimension and Weight								
Height (mm)	1950							
Width (mm)	1000	1250	1600	2000	2650	3250		
Depth (mm)	900							
Net Weight (kg)	725	990	1135	1550	2275	2625		

*Conditions apply

Data Center Infrastructure for Large Applications

Static Transfer Switch



Liebert® CROSS

- Ensures redundant power for critical loads, switching between two independent power sources
- Solid-state transfer switch available as 2/3/4P versions with full PF range to guarantee compatibility with all load types
- Extremely reliable and flexible architecture.

- 1 AC Power
- 2 Infrastructure Management & Monitoring
- 3 Power Switching & Controls
- 4 Thermal Management
- 5 Racks & Integrated Cabinets
- 6 Surge Protection
- 7 DC Power



UPS



Liebert® Trinerity™ Cube 3.4 MW

- Highest average operating efficiency in the industry: 99%, with dynamic online mode
- Unprecedented levels of installation flexibility
- Hot scalability up to 3.4 MW.



Liebert® EXL S1 1250 kW

- Three-level double conversion efficiency of up to 97% plus intelligent paralleling
- Dynamic online mode (VI) efficiency up to 99%
- Intelligent ECO mode (VFD) efficiency above 99%
- Enhanced energy density and compact footprint
- Parallel system configuration up to 8 units with both centralized and distributed parallel capabilities.



Liebert® APM 600 kW

- Versatile and modular UPS for row and room applications
- Designed to operate with a maximum energy efficiency of up to 96.3%
- Hot-swappable power modules
- Flexible configuration with 30 kW and 50 kW power module capacities.

Remote Diagnostics

Vertiv™ LIFE™ Services Remote Diagnostic and Preventive Monitoring

With Vertiv LIFE Services you will benefit from:

- Uptime assurance
- First time fix rate
- Proactive analysis
- Minimized total cost of ownership of your equipment
- Fast incident response
- Reporting.

Watch the Vertiv products come to life from the comfort of your home, office, or directly on-site through the power of augmented reality with the **Vertiv™ XR App**.

Download it free of charge and experience your future digital infrastructure like never before!

Google Play



Apple Store



*Under certain rare site conditions with dynamic online mode active, the UPS performance will not meet IEC 62040 Class 1 but will meet IEC 62040 Class 2 specification. Please consult Vertiv application engineering for more details.

